

SR No. 111 of 2021

**BEFORE THE HONOURABLE TELANGANASTATE ELECTRICITY  
REGULATORY COMMISSION**

At its office at 5<sup>th</sup> Floor, Singareni Bhavan, Red Hills, Hyderabad - 500 004

**TSERC HYDERABAD  
INWARD**  
31 DEC 2021  
No. 1384176  
Sign

FILING NO. \_\_\_\_\_/2021  
O.P.N. 22/2022  
CASE NO. \_\_\_\_\_/2021

In the matter of:

**Filing of the Annual Performance Review FY 2020-21 under Multi-Year Tariff principles in accordance with the "Andhra Pradesh Electricity Regulatory Commission (Terms And Conditions For Determination Of Tariff For Wheeling And Retail Sale Of Electricity) Regulation, 2005" as adopted by Telangana State Electricity Regulatory Commission vide Regulation No. 1 of 2014 by the Southern Power Distribution Company of Telangana Limited ('TSSPDCL' or 'the Company' or 'the Licensee') as the Distribution and Retail Supply Licensee.**

In the matter of:


**SOUTHERN POWER DISTRIBUTION COMPANY OF TELANGANA LIMITED**

... Applicant

The Applicant respectfully submits as under: -

This filing is made by the **SOUTHERN POWER DISTRIBUTION COMPANY OF TELANGANA LIMITED (TSSPDCL)** under clause 19 of the "Andhra Pradesh Electricity Regulatory Commission (Terms And Conditions For Determination Of Tariff For Wheeling And Retail Sale Of Electricity) Regulation, 2005" as adopted by Telangana State Regulatory Commission through its Regulation No. 1 of 2014 for Annual Performance Review for FY2020-21 in compliance to the following directives issued by the Hon'ble TSERC in the Wheeling Tariff Order dated 29.04.2020 for Distribution Business for 4<sup>th</sup> Control period (FY 2019-20 to FY 2023-24):

1. Annual Performance Review for each year of the 4<sup>th</sup> Control period.
2. Computation of depreciation in accordance with CERC (Terms and Conditions of Tariff) Regulations, 2019

  
**CHIEF GENERAL MANAGER  
(RAC), TSSPDCL,  
Corporate Office, 6-1-50,  
Mint Compound, Hyd-500 063**

## 1. Annual Performance Review for FY 2020-21

### 1.1 Annual Performance Review FY 2020-21 summary

The ARR for Distribution Business for the 2<sup>nd</sup> year (2020-21) of 4<sup>th</sup> Control Period approved by the Hon'ble Commission vis-à-vis actuals incurred along with the deviations for respective heads is given in the table below:

Aggregate Revenue Requirement			Rs. in crore
Particulars	Approved	Actuals	Deviations
<b>FY 2020-21</b>			
Operation & Maintenance expenses	2822.90	2529.25	(293.65)
Return on Capital Employed	647.43	615.99	(31.44)
Depreciation	850.02	1066.58	216.56
Taxes on Income	44.06	0.00	(44.06)
Special appropriations	20.00	0.00	(20.00)
Other Expenditure	0.00	9.67	9.67
<b>Aggregate Revenue Requirement</b>	<b>4384.41</b>	<b>4221.48</b>	<b>(162.93)</b>
Less: Non-Tariff Income	456.87	437.72	(19.15)
Less: Revenue from OA	44.62	15.84	(28.78)
<b>Net Aggregate Revenue Requirement</b>	<b>3882.93</b>	<b>3767.92</b>	<b>(115.00)</b>
<b>ARR transferred to RSB</b>	<b>3882.93</b>	<b>3882.93</b>	<b>0.00</b>
<b>Net Regulatory Gap True-up/(true-down)</b>	<b>0</b>	<b>(115.00)</b>	<b>(115.00)</b>

There is a deviation in Approved Net Aggregate Revenue Requirement as compared with Actual Net Aggregate Revenue Requirement of Rs. (115) crores. The reasons for deviations for all the line items contributing to deviations in Net Aggregate Revenue are explained subsequently in the respected line items below.

### 1.2 Operation and Maintenance (O&M) Expenses

The O&M cost consists the following items:

- Salaries, wages and other employee costs;
- Administrative and General costs including legal charges, audit fees, rent, rates and taxes;
- Repairs and maintenance costs.

The O&M expenses for the 2<sup>nd</sup> year (2020-21) of 4<sup>th</sup> Control Period approved by the Hon'ble Commission vis-à-vis actuals incurred along with the deviations for respective heads is given in the table below:

  
CHIEF GENERAL MANAGER  
(RAC), TSSPDCL,  
Corporate Office, 6-1-50,  
Mint Compound, Hyd-500 063

Operation & Maintenance expense Gross			Rs. in crore
<b>FY 2020-21</b>			
Particulars	Approved	Actuals	Deviations
<b>O&amp;M Gross</b>	<b>2950.48</b>	<b>2611.39</b>	<b>(339.09)</b>
Employee cost	2601.48	2310.65	(290.83)
Admin & General expenses	188.06	153.39	(34.68)
Repairs & Maintenance	160.94	147.36	(13.58)
Expense capitalized	127.58	82.15	(45.43)
<b>Net O&amp;M expense</b>	<b>2822.90</b>	<b>2529.25</b>	<b>(293.65)</b>
<b>Operation &amp; Maintenance expense Capitalized</b>			<b>Rs. in crore</b>
Particulars	Approved	Actuals	Deviations
Employee Expenses	127.58	69.88	(57.70)
A&G Expenses		12.27	12.27
<b>Total expense capitalized</b>	<b>127.58</b>	<b>82.15</b>	<b>(45.43)</b>
<b>Operation &amp; Maintenance expense (Net of expense capitalized)</b>			<b>Rs. in crore</b>
Particulars	Approved	Actuals	Deviations
Employee cost	2493.03	2240.77	(252.26)
Admin & General expenses	168.92	141.11	(27.815)
Repairs & Maintenance	160.94	147.37	(13.57)
<b>Net O&amp;M expense</b>	<b>2822.90</b>	<b>2529.25</b>	<b>(293.65)</b>

The deviations in O&M expenses (actuals against approved) are due to following reasons:

- Employee cost
  - There was a significant reduction in actual Employee cost for 2020-21 from the previous year 2019-20 due to decrease in provisions for Pension liabilities because of increase of the retirement age from 58 years to 61 years.
  - Further it was submitted in the APR filings for FY 2019-20 before Honble TSERC on 01.09.2021, that the Employee cost was reduced in 2019-20 due to allotment of senior employees from Telangana to APDISCOM. As the Honble TSERC has determined O&M expenses on norm-based with an escalation by 5.42% for every year of the Control period, the change in employee turnover has not been accounted for in the Norm for FY 2019-20 and subsequently for FY 2020-21 which had resulted in the significant deviation in Employee cost for FY 2020-21.
- Administration and General expenses (A&G)

  
**CHIEF GENERAL MANAGER**  
**(RAC), TSSPDCL,**  
 Corporate Office, 6-1-50,  
 Mint Compound, Hyd-500 063

- The Administration & General expenses are reduced from the previous FY 2019-20 by Rs. 9 crores due to imposition of lockdown in the FY 2020-21 and.
- Repair and Maintenance expense (R&M)
  - The Repairs & Maintenance expenses were increased by Rs. 32.48 crores in FY 2020-21 compared to previous year which is shown below.

Particulars	FY 2019-20	FY 2020-21
Repairs to Buildings & Civil works	4.36	5.44
Repairs to Plant and Machinery	101.14	134.30
Repairs to Vehicles	2.72	2.26
R&M – Others	6.68	5.36
<b>Total</b>	<b>114.89</b>	<b>147.36</b>

- Further to submit that all the substations are manned and maintained by the DISCOM only. Further during the FY 2020-21, the number of DTRs failed during the year and the repair cost is tabulated below

**DTR failures**


Particulars	Actuals
<b>FY2020-21</b>	
Total no. of present DTRs	457347
Total no. of DTR failures	40917
Total repair cost for DTRs (Crs.)	40.47

- However the actual R&M expenses shows reduction by Rs. 13.28 crores from approved values which is arrived based on norms.
- Capitalization of O&M expense:
  - The deviations in Capitalization of O&M expenses (actuals against approved) are due to less capitalization in fixed assets compared to approved numbers, i.e. **Rs. 1195.45 crores** against approved amount of **Rs. 1653.65 crores**.

### 1.3 Depreciation Expenses

The depreciation expenses for the 2<sup>nd</sup> year (2020-21) of 4<sup>th</sup> Control Period approved by the Hon'ble Commission vis-à-vis actuals incurred along with the deviations is given in the table below:

Depreciation expenses as per books of account (MoP rates) are given below:

  
**CHIEF GENERAL MANAGER**  
**(RAC), TSSPDCL,**  
 Corporate Office, 6-1-50,  
 Mint Compound, Hyd-500 063

Depreciation			Rs. in crore
Particulars	Approved	Actuals (MoP)	Deviations
FY 2020-21			
Depreciation during the year	850.02	1066.58	216.56

\*Amortized dep. on CC assets is Rs. 375.45 Crore as per books of account

The depreciation is higher than the approved due to increase in Opening cost of fixed assets by Rs. 512 crores in comparison to approved values for FY 2020-21.

Further the licensee requests the Honble Commission to allow the depreciation based on MoP rates which is followed in Books of Accounts of the Company till the licensee adopts CERC based rates to maintain coordination with the Regulatory accounts.


However, as directed by the Hon'ble Commission the depreciation values calculated in accordance with the provisions of the CERC Tariff Regulations, 2019 is submitted below. The asset class wise computed depreciation as per CERC is enclosed as Annexure - I

Depreciation			Rs. in crore
Particulars	Approved	Actuals (CERC)	Deviations
FY 2020-21			
Depreciation during the year	850.02	712.99	(137.03)

#### 1.4 Return on Capital Employed (RoCE)

The RoCE for the 2<sup>nd</sup> year (2020-21) of 4<sup>th</sup> Control Period approved by the Hon'ble Commission vis-à-vis actuals incurred along with the deviations for respective heads is given in the table below:

Particulars	Rs. in Crore			
	Opening Balance	Closing Balance	Interest Expenditure	Cost of Debt
FY 2020-21				
Long term capex loans	4647.86	4731.73	461.53	9.84%
Particulars	Approved	Actuals	Deviations	
FY 2020-21				
Debt	75.00%	75.00%	-	
Equity	25.00%	25.00%	-	
Cost of Debt	9.85%	9.84%	-0.01%	
Return on Equity	14.00%	14.00%	-	
<b>WACC</b>	10.89%	10.88%	-0.01%	

  
**CHIEF GENERAL MANAGER**  
**(RAC), TSSPDCL,**  
 Corporate Office, 6-1-50,  
 Mint Compound, Hyd-500 063

Regulated rate base calculations			Rs. in crore
Particulars	Approved	Actuals (MoP)	Deviations
FY 2020-21			
<b>Assets</b>	<b>17559.27</b>	<b>17612.82</b>	<b>53.56</b>
OCFA Opening Balance	15905.62	16417.37	511.75
Additions to OCFA	1653.65	1195.45	(458.20)
<b>Depreciation</b>	<b>5851.20</b>	<b>5573.62</b>	<b>(277.58)</b>
Opening Balance	5001.18	4884.45	(116.72)
Depreciation during the Year	850.02	689.17	(160.85)
<b>Consumer Contributions</b>	<b>5684.19</b>	<b>6657.43</b>	<b>973.24</b>
Cons Contributions Opening Balance	5505.68	6013.85	508.17
Additions to Cons Contributions & Grants	178.51	643.58	465.06
Deductions to Cons Contributions			
<b>Working Capital</b>	<b>235.24</b>	<b>210.77</b>	<b>(24.47)</b>
<b>Change in Rate Base</b>	<b>312.56</b>	<b>-68.65</b>	<b>(381.20)</b>
<b>Regulated Rate Base</b>	<b>5946.56</b>	<b>5661.19</b>	<b>(285.37)</b>
<b>Return on Capital Employed</b>			<b>Rs. in crore</b>
Particulars	Approved	Actuals (CERC)	Deviations
FY 2020-21			
RoCE	647.43	615.99	(31.44)

The deviations in Regulated Rate Base (actuals against approved) is due to less capitalization in fixed assets compared to approved numbers, i.e. Rs. 1195.45 crores against approved amount of Rs. 1653.65 crores.

The lender wise details of capital expenditure loans during FY 2020-21 are enclosed as Annexure-II.


### 1.5 Taxes on Income

The Taxes on Income for the 2<sup>nd</sup> year (2020-21) of 4<sup>th</sup> Control Period approved by the Hon'ble Commission vis-à-vis actuals incurred along with the deviations is given in the table below:

Tax on Income			Rs. in crore
Particulars	Approved	Actuals	Deviations
FY 2020-21			
Tax on Income	44.06	0	(44.06)

The deviations in Taxes on Income (actuals against approved) are due to following reasons:

- TSSPDCL incurred a loss of **4245.96** crores for financial year 2020-21 due to which attracts no Income Tax.

  
**CHIEF GENERAL MANAGER**  
 (RAC), TSSPDCL,  
 Corporate Office, 6-1-50,  
 Mint Compound, Hyd-500 063

## 1.6 Special Appropriations

The Special Appropriations for the 2<sup>nd</sup> year (2020-21) of 4<sup>th</sup> Control Period approved by the Hon'ble Commission vis-à-vis actuals incurred along with the deviations is given in the table below:

Special appropriations			Rs. in crore
Particulars	Approved	Actuals	Deviations
FY 2020-21			
Special appropriations	20.00	0.00	(20.00)

The expenses claimed towards special appropriations are incurred for activities related to safety of consumers and employees

Reasons for deviations in Special Appropriation for Safety Measures are as follows:

The licensee has incurred the following capital works expenses towards safety measures.

- i. Erection of intermediate poles for proper clearance
- ii. Providing of Earthing
- iii. Providing of fencing
- iv. Reconstruction of damaged DTR plinth
- v. Plinth Raisings
- vi. Providing of SMC Distribution boxes
- vii. Providing of foot Cross arms
- viii. Rectification of DTR structures
- ix. Replacement of damaged AB cable
- x. Providing of safety materials viz. Gum boots, Helmets, Safety belt, Earth rods, Gloves etc.
- xi. Running of Neutral wire from SS.

The total capital expenses incurred for safety measures for year 2020-21 is Rs. 7.27 Crores which is lower than the approved expenditure due to impact of lockdown during the year. The detailed works undertaken under safety measures is enclosed as Annexure-III.

## 1.7 Other Expenditure

The Other expenses for the 2<sup>nd</sup> year (2020-21) of 4<sup>th</sup> Control Period approved by the Hon'ble Commission vis-à-vis actuals incurred along with the deviations is given in the table below

  
**CHIEF GENERAL MANAGER**  
(RAC), TSSPDCL,  
Corporate Office, 6-1-50,  
Mint Compound, Hyd-500 063

Other Expenditure			Rs. in crore
Particulars	Approved	Actuals	Deviations
FY 2020-21			
Other expenditure	0.00	9.67	9.67

The break up of other expenditure incurred during FY 2020-21 is shown below

Particulars	Rs. in crores
Price Variation	0.02
Compensation	11.53
Asset Scrap	-1.87
<b>Total</b>	<b>9.67</b>

### 1.8 Revenue from Open Access (OA)

The Revenue from OA for the 2<sup>nd</sup> year (2020-21) of 4<sup>th</sup> Control Period approved by the Hon'ble Commission vis-à-vis actuals incurred along with the deviations is given in the table below:

Revenue from OA			Rs. in crore
Particulars	Approved	Actuals	Deviations
FY 2020-21			
Revenue from OA	44.62	15.84	(28.78)

The consumer wise wheeling revenue levied on open access consumer for FY 2020-21 is enclosed as Annexure-IV.


### 1.9 Non-tariff income:

The Non-Tariff income for the 2<sup>nd</sup> year (2020-21) of 4<sup>th</sup> Control Period approved by the Hon'ble Commission vis-à-vis actuals incurred along with the deviations is given in the table below:

Non-Tariff Income			Rs. in crore
Particulars	Approved	Actuals	Deviations
FY 2020-21			
Non-Tariff Income	456.87	437.72	(19.15)

Detailed break up of Non-Tariff Income is as follows

Rs. in crores		
Sr.no	Particulars	2020-21
1	Incidental Charges-Work	44.69
2	Sale of Scrap	4.45
3	Penalties from Suppliers	3.65
4	SDs & BGs forfeited	1.33
5	Sale of Tender Schedule	0.25

  
**CHIEF GENERAL MANAGER**  
 (RAC), TSSPDCL,  
 Corporate Office, 6-1-50,  
 Mint Compound, Hyd-500 063



Sr.no	Particulars	2020-21
6	Rent from Fixed Assets	0.44
7	Meter Testing Charges	0.40
8	Registration Fees	0.53
9	Interest on Staff loans & advances	0.59
10	Transformer Testing Charges	0.01
11	Miscellaneous income	5.95
	<b>Total</b>	<b>62.27</b>
	<b>Amortised Depreciation on CC assets</b>	<b>375.45</b>
	<b>NTI Total</b>	<b>437.72</b>

### 1.10 Capital Investments and capitalisation

The capital investments for the 2<sup>nd</sup> year (2020-21) of 4<sup>th</sup> Control Period approved by the Hon'ble Commission vis-à-vis actuals incurred along with the deviations is given in the table below:

Capital Investments and Capitalisation			Rs. in crore
Particulars	Approved	Actuals	Deviations
FY 2020-21			
<b>Capital Investment</b>	<b>1612.61</b>	<b>1299.30</b>	<b>(313.31)</b>
New Investment	1420.34	1205.88	(214.46)
O&M Expenses Capitalized	127.58	82.15	(45.43)
Interest During Construction Capitalized	64.69	11.27	(53.42)
<b>Investment capitalized</b>	<b>1653.65</b>	<b>1172.06</b>	<b>(481.59)</b>

The capital investments during the year are lower than the approved during FY 2020-21 by Rs. 313.31 crores.


The scheme/work wise details of capital investments made during the year is enclosed as Annexure-V

The Physical Completion Certificates and Financial Completion Certificates along with the details of work order of the investments capitalized during FY 2020-21 in accordance to the Directive No. 5 of the Wheeling Tariff order for 4<sup>th</sup> Control Period (FY 2019-20 to FY 2023-24) are submitted to the Honble Commission vide letter CGM(RAC)/SE(RAC)/DE(RAC)/D.No. 183 dated 21.10.2021

### 1.11 Prayer

The Petitioner (Distribution Licensee) prays that the Hon'ble Commission may:

- Approve Net ARR of **Rs. 3767.92 Crores** for the Distribution Business for the 2<sup>nd</sup> year (2020-21) of 4<sup>th</sup> Control Period
- Approve Revenue gap of **Rs. (115) Crores** for the Distribution Business for the 2<sup>nd</sup> year (2020-21) of 4<sup>th</sup> Control Period

  
**CHIEF GENERAL MANAGER**  
**(RAC), TSSPDCL,**  
 Corporate Office, 6-1-50,  
 Mint Compound, Hyd-500 063

**BEFORE THE HONOURABLE TELANGANA STATE ELECTRICITY  
REGULATORY COMMISSION**

At its Office at 5<sup>th</sup> Floor, Singareni Bhavan, Red Hills, Hyderabad - 500004

FILING NO. \_\_\_\_\_/2021  
O.R. NO. 22/2022  
CASE NO. \_\_\_\_\_/2021

In the matter of:

**Filing of the Annual Performance Review FY 2020-21 under Multi-Year Tariff principles in accordance with the "Andhra Pradesh Electricity Regulatory Commission (Terms And Conditions For Determination Of Tariff For Wheeling And Retail Sale Of Electricity) Regulation, 2005" as adopted by Telangana State Electricity Regulatory Commission vide Regulation No. 1 of 2014 by the Southern Power Distribution Company of Telangana Limited ('TSSPDCL' or 'the Company' or 'the Licensee') as the Distribution and Retail Supply Licensee.**

In the matter of:


**SOUTHERN POWER DISTRIBUTION COMPANY OF TELANGANA LIMITED**

... Applicant

**AFFIDAVIT OF APPLICANT VERIFYING THE ACCOMPANYING PETITION**

I, Ch. Chakrapani, S/o Ch. Narasaiah, aged 53 years, Occupation: Chief General Manager (RAC), TSSPDCL, Hyderabad, R/o Hyderabad do solemnly affirm and say as follows:

- 1) I am Chief General Manager (RAC)/TSSPDCL, I am competent and duly authorized by TSSPDCL to affirm, swear, execute and file this petition.
- 2) I am competent and duly authorized by TSSPDCL to affirm, swear, execute and file this petition.
- 3) I have read and understood the contents of the accompanying Affidavit drafted pursuant to my instructions. The statements made in the accompanying Affidavit now shown to me are true to my knowledge derived from the official records made available to me and are based on information and advice received which I believe to be true and correct.

DEPONENT  
  
CHIEF GENERAL MANAGER  
(RAC), TSSPDCL,  
Corporate Office, 6-1-50,  
Mint Compound, Hyd-500 063

VERIFICATION

The above named Deponent solemnly affirm at Hyderabad on this 31<sup>st</sup> day of December, 2021 that the contents of the above Affidavit are true to my knowledge no part of it is false and nothing material has been concealed there from.

  
DEPONENT

CHIEF GENERAL MANAGER  
(RAC), TSSPDCL,  
Corporate Office, 6-1-50,  
Mint Compound, Hyd-500 063

Solemnly affirmed and signed before me.

  
SUPERINTENDING ENGINEER /RAC  
TSSPDCL, Corporate Office,  
6-1-50, Mint Compound,  
HYDERABAD-500 063.

## Annexure-I

**CERC DEPRECIATION FOR  
THE FINANCIAL YEAR 2020-21 (Rs.in Crores)**

<b>ASSET CLASS</b>	<b>ASSET DESCRIPTION</b>	<b>2020 DEP</b>
10200	Buildings - Dep	11.18
10300	Civil works - Dep	6.44
10400	P&M -Dep	333.29
10500	Lines & Cables -Dep	295.96
10550	Mtrs & Mtr Equip - Dep	49.23
10600	Vehicles - Dep	0.01
10700	Fur & Fixtures - Dep	0.55
10750	Office Equip -Dep	1.74
10800	Computers &IT -Dep	13.25
10850	Air conditioners	0.08
10900	Amtzn.IntangibleAst	1.26
10950	Low value Assets	0.01
<b>TOTAL</b>		<b>712.99</b>

## Annexure-II

## Details of Capital expenditure loans during FY 2020-21

Lender Code	Lender	OB	Receipts	Repayments	CB
11001	Rural Electrification Corporation	138.45	0.00	0.00	138.45
11002	Rural Electrification Corporation	-35.33	0.00	0.00	-35.33
11003	REC - DDUGJY Scheme	80.86	0.00	0.00	80.86
11007	Rural Electrification Corporation	1274.27	0.00	236.05	1038.22
11253	REC - 9 hrs Power Supply	298.08	0.00	34.07	264.01
11254	Bulk Scheme (FY 2015-16)	480.15	0.00	55.40	424.76
11255	SPA (FY 2015-16)	176.64	0.00	14.11	162.53
11259	IE:Distribution (FY2016-17)	283.47	0.00	12.03	271.45
11266	IE:Distribution & Bulk (FY2017-18)	687.90	0.00	12.89	675.01
11270	IE:Distribution (FY2018-19)	144.64	0.00	0.00	144.64
11272	IE:Distribution (FY2019-20)	56.06	0.00	0.00	56.06
11273	Bulk Scheme (FY 2019-20)	442.95	0.00	0.00	442.95
11128	IE:Distribution & Renovation Works (FY2019-20)	127.53	0.00	0.00	127.53
11274	Bulk Scheme (FY 2019-20)	50.18	50.00	0.00	100.18
11282	Moratorium Loan - Capitalization - Capex	0.00	339.11	0.00	339.11
11258	PFC - IPDS Scheme	124.59	0.00	8.58	116.01
11271	PFC - SGPP Scheme	0.46	0.12	0.00	0.58
11252	JICA FUNDING	316.99	67.74	0.00	384.73
	<b>Total</b>	<b>4647.88</b>	<b>456.97</b>	<b>373.13</b>	<b>4731.72</b>

## Annexure-III

## Details of works undertaken for safety Measure during FY 2020-21

Order	Work Details	Actual
97200004853	Ere. of Middle poles in 11KV Y.SINGARAM	54,481.24
97200005432	Estimate for erection of 36 Nos intermed	(54,669.74)
97200005436	Estimate for erection of 32 Nos intermed	(48,595.32)
97200005599	32Nos I/M Poles at Malleshwaram ( Vg )	7,666.92
97200005617	34Nos I/M Poles at Machalakatta ( Vg )	7,666.92
97200005619	32Nos I/M Poles at MadhavaSwamy Nagar (	708.77
97200005624	35Nos I/M Poles at Sunnapu Thanda, Telfa	7,666.92
97200005625	35Nos I/M Poles at Anjanagiri, Amaragiri	7,666.92
97200005640	33Nos I/M Poles at Somasila ( Vg )	7,695.91
97200005806	Estimate for providing of 37 Nos LT 8.0M	93,362.78
97200005823	Estimate for providing of 32 Nos LT 8.0M	10,985.32
97200006025	30Nos Intermediate poles at 11KV Somlath	180,444.21
97200006026	18Nos Intermediate poles 11kv Yadavally	102,141.55
97200006037	30Nos Intermediate poles 11kv Miriyala a	166,601.03
97200006038	20Nos Intermediate poles at Gorentla fee	98,765.63
97200006041	30Nos Intermediate poles at Various DTRS	159,246.39
97200006042	30Nos Intermediate poles Various AGL DTR	24,685.64
97200006073	Ere.of 19Nos Agl LT middlepoles 24studpo	103,161.50
97200006080	Ere.of 18Nos Agl LT middlepoles18nosstud	90,529.36
97200006104	30Nos Intermediate poles at Various LOAC	35,021.77
97200006127	Estimate for erection of 43nsintermediat	(65,299.97)
97200006130	Estimate for erection of 36Nosintermedia	(54,669.74)
97200006132	Estimate for erection of 40Nosintermedia	(60,744.15)
97200006134	Estimate for erection of 36Nosintermedia	(54,669.74)
97200006269	25 Nos. Inter poles on LT lines	88,924.80
97200006378	35 No's Intermediate poles,J.R.Gudem	16,906.87
97200006485	Estimate for erection of 45Nos 8.0M PSCC	10,245.56
97200006543	Estimate for Hightening of 11KV lines fo	39,415.79
97200006552	Estimate for Hightening of 11KV lines fo	0.00
97200006571	Est for maintenance of DTR in Dattatreya	92,419.65
97200006576	Est for maintenance of DTR in Dattatreya	96,606.86
97200006577	Est for maintenance of DTR in Dattatreya	98,455.56
97200006578	Est for maintenance of DTR in Dattatreya	80,934.32
97200006626	Estimate for erection of 20Nos 11KV Inte	2,647.13
97200007439	Replacement of Damaged 120Sqmm Cable	(672.90)
97200008114	35Nos LT I/P poles Mangaldubba(T) Keshav	2,654.62
97200008116	35Nos LT I/P poles Pedda(T) & Kethavath	2,654.62
97200008188	estimate for erectionfor intermidiate p	150,198.34
97200008189	estimate forerection ofintermidiate pole	150,198.34
97200009369	Estimate for Replacement of old and dama	8,933.09
97200009370	Estimate for Replacement of old and dama	8,787.24
97200009840	Providing of 38Nos Intermediate poles at	(66,852.62)
97200009842	Providing of 40Nos Intermediate poles at	(70,371.18)
97200009847	Providing of 40Nos Intermediate poles at	(70,371.18)
97200009851	Providing of 28Nos Intermediate poles at	(49,259.83)
97200010021	Estimate provding of 11 Mtr Intermediate	11,136.07
97200010478	Estimate for erection of 30 Nos intermed	(45,558.12)
97200010668	Estimate provding of 9.1 Mtr Intermediat	59,201.70
97200011115	RECONDUCTORING OF 11KV TOWN-II FEEDER-ES	(126.82)
97200011116	CONVERSION OF 1-PH TO 3-PH SWL-Estimate	(307.99)
97200011696	SMC Fuse Box - Providing of 15 Nos SMC f	(271.76)
97200011754	Estimate for Relocation of 33KV Vikaraba	75,080.22
97200011755	Estimate for Relocation of 33KV Vikaraba	73,141.78
97200011756	Estimate for Relocation of 11KV Barwad f	67,318.72
97200011906	Estimate for erection of 35Nosintermedia	3,022.28
97200012207	Estimate for Replacement of 0.30 KM exl	(1,143.00)
97200012212	Estimate for Replacement of 2 Nos damag	(158.75)
97200012500	Erection of 63KVA DTR	11,676.72
97200012835	25 Nos. Intermediate poles on 11 KV Bee	100,010.90
97200012845	25 Nos. Intermediate poles on 11 KV Cha	100,010.90
97200013126	Rectification of leaned poles on 33KV Ya	8,366.99
97200013229	Estimate forerection of LT 3PH. 4W Line	1,540.87
97200013230	Estimate for erection of LT AB Cable for	3,148.83
97200013365	PM Order for providing of 9.1Mts Interme	20,906.70
97200013640	PM Order for providing of 11KV Pin Insul	92,633.32
97200013860	E/s for 60 No's 11KV Line Inter poles at	90,802.06
97200013876	Etimate for providing of 12 No.s Interme	19,278.92
97200013965	Estimate for erection of 11KV Tilting Ty	44,880.73
97200014178	R/o damaged 10Nos Distribution boxes wit	(602.08)
97200014402	Rectification of LT lines at 2X25KVA and	2,913.78
97200014403	Rectification of LT lines at 3X25KVA and	(5,638.78)
97200014405	Rectification of LT lines at 63KVA and 1	(3,976.26)
97200014409	ectification of LT lines at 3X25KVA and	(3,614.78)
97200014410	Rectification of LT lines at 100 KVA	(3,614.78)
97200014413	Rectification of LT lines at 100 KVA	(3,891.82)
97200014535	Providing of 20nos Intermediate poles in	68,641.64
97200014727	E/s for avoid accident due to road cross	77,889.44

Order	Work Details	Actual
972000014730	E/s for avoid accident due to road cross	77,889.44
972000014843	R/o damaged 13Nos Distribution boxes wit	(702.43)
972000014844	R/o damaged 13Nos Distribution boxes wit	43,129.85
972000014855	R/o damaged 14Nos Distribution boxes wit	(802.78)
972000014857	Rectification of LT Line @ Subhanpur (15	(2,731.04)
972000014858	Rectification of LT Line @Kollapadkal (1	(7,369.56)
972000014869	Estimate for erection of 35Nos Intermedi	79,621.68
972000015092	Rectification of LT Line @ Dubbacherla (	(2,369.56)
972000015093	Rectification of LT Line @ Enugu Chervu	(8,622.86)
972000015094	Rectification of LT Line @ U G Thanda (1	(7,815.47)
972000015540	Rectification of 33kV Asifnagar-2 feeder	504,617.91
972000015561	Providing of inter poles and extension o	115,390.62
972000015717	E/s to 40No Interpoles at Gundlapalli	176,222.93
972000015719	E/s to 34No Interpoles at Gundlapalli	169,903.53
972000015804	Estimate for Providing of 37 Nos. 11 KV	187,370.56
972000015807	Estimate for Providing of 40 Nos. and LT	193,425.09
972000015823	Road Crossings - Undecode to Patharched	81,581.48
972000015928	Estimate for erection of LT AB Cable for	480.42
972000015931	Estimate for Providing of 25No's Interm	8,807.24
972000015932	E/S for Providing of 33No'S Intermediate	8,671.89
972000015944	Estimate Rectification of LT lines Erect	3,170.78
972000015947	Estimate Rectification of LT lines Erect	3,651.20
972000016006	Reconstruction of DTR Plinth at Kothagud	81,927.45
972000016007	Reconstruction of DTR Plinth at Jaithwar	81,927.46
972000016128	Estimate for Providing of 25No's Middle	1,852.99
972000016129	Estimate for Providing of 24No's Middle	5,933.67
972000016131	Estimate for Providing of 35No's Middle	2,911.84
972000016132	Estimate for Providing of 20No's Middle	4,325.88
972000016172	Est.Rect.30osMidd.Pol.Ramalingapuram	137,615.86
972000016173	39 No's I/P Yerrapahad	4,346.63
972000016174	39 No's I/P Yerrapahad	6,253.63
972000016175	Est.Rect.30NosMidd.Pol.Thalasingaram& S	137,011.81
972000016176	30 No's poles 11kv Alugunoor	134,890.06
972000016177	30 No's poles 11kv Mukundapuram	134,817.01
972000016178	39 No's I/P Polumalla	(10,238.21)
972000016179	39 No's I/P Polumalla	151,088.62
972000016200	39 No's I/P Polumalla	125,402.48
972000016201	erec.LT&11KV Lines Polumalla	126,839.99
972000016243	Rectification of Sph. DTR structure and	397.07
972000016257	Estimate for Erection of 39 Nos 8.0 mtr	(23,010.02)
972000016258	Estimate for Erection of 39 Nos 8.0 mtr	(23,010.02)
972000016259	Estimate for Erection of 39 Nos 8.0 mtr	95,939.95
972000016261	Estimate for Erection of 39 No'S 8.0 mtr	124,228.75
972000016262	Estimate for Erection of 39 No'S 8.0 mtr	84,392.66
972000016263	Estimate for Erection of 40 No'S 8.0 mtr	172,205.25
972000016267	Intermediate Poles - LT Lines Lankal& Ya	70,740.79
972000016272	Estimate for Rectification of 63KVA DTR	2,418.39
972000016314	30Nos Middle poles at Cherial(T)	44,649.16
972000016357	Estimate for erection of 2Nos. 11.0Mtrs	3,856.92
972000016386	Estimate for Erection of intermediate po	113,564.82
972000016392	35 No's polPhanir & Machireddypally,w.ko	52,967.87
972000016494	Estimate for Providing of 30 Nos. 11 KV	(45,947.44)
972000016495	Estimate for Providing of 30 Nos. 11 KV	(6,126.33)
972000016560	Estimate for Providing of 37 Nos. 11 KV	10,737.12
972000016561	Estimate for Providing of 34 Nos. 11 KV	52,151.73
972000016562	Estimate for Providing of 33 Nos. 11 KV	27,609.74
972000016570	E/s Rectification works under emergency	40,257.40
972000016591	Ereof31Nos11KVMiddlepoles at Barakathgud	85,403.68
972000016700	Estimate for Replacement of Damaged Cabl	21,552.31
972000016701	Estimate for Replacement of Damaged Cabl	21,552.31
972000016727	Estimate for Providing of 17No's Middle	3,433.23
972000016728	Estimate for Providing of 31No's Middle	6,179.80
972000016729	Estimate for Providing of 32No's Middle p	11,985.96
972000016730	Estimate for Providing of 34No's Middle	3,598.95
972000016731	Estimate for Providing of 28No's Middle	6,179.80
972000016732	Estimate for Providing of 28No's Middle	10,086.09
972000016844	Providing22Nos. Addl.EarthingsSarenenigu	114,714.88
972000016845	providing 22 Nos. Addl. Earthings Janamp	114,714.88
972000016847	Providing of 22 Nos. Addl.Eathing Yellan	114,714.88
972000016848	Providing22Nos.Addl.earthingsPalliwada	114,714.88
972000016861	Replacement of Damaged & Broken BMtrs PS	2,089.15
972000016862	Rectification of leaned poles on 11KV GI	759.61
972000016880	Re Construction of Damaged Plinths	71,384.10
972000016951	Ere. of 26os AGL LT middlepoles Krishnan	106,022.52
972000016952	Ere. of 28os AGL LT middlepoles Krishna	99,254.52
972000016953	Ere. of 29os AGL LT middlepoles Krisnana	111,651.43
972000016954	Ere. of 30os AGL LT middlepoles Krishnan	109,098.26
972000016955	Ere. of 30Nos AGL LT middlepoles Barakat	108,371.20
972000016956	Ere. of 30Nos AGL LT middlepoles Barakat	90,763.74
972000017005	Ere 25 No's 11Kv line Inter poles at Mul	37,834.19
972000017006	Ere 25 No's 11Kv line Inter poles at Mt.	37,834.19

Order	Work Details	Actual
972000017008	Ere 25 No's 11Kv line Inter poles at Kon	37,834.19
972000017020	PM ORDER FOR ERECTION OF 30 NO INTERMEDI	59,306.80
972000017022	Eitkala Kondal Reddy@Aurpally (V)	(660.57)
972000017028	School DTR@Aurpally (V)	5,293.84
972000017029	Water Tank@Aurpally (V)	599.30
972000017030	Dairy farm @Aurpally (V)	498.95
972000017031	Eada Anjaiah DTR@ Nallavare Pally	498.95
972000017032	Near Water tank DTR @ Daodia Padu (V)	912.74
972000017033	Appareddy pally rood @ Daodia Padu (V)	(301.04)
972000017034	Katamaya Temple @ Appareddy pally (V)	498.95
972000017035	School DTR, Firojnagar Thanda	498.95
972000017037	Near Primary School, Nagilla (V)	(1,101.40)
972000017038	Ranga Reddy Palam, Nagilla (V)	498.95
972000017047	Ere 25 No's 11Kv line Inter poles at Ped	37,834.19
972000017061	Irvin x road, Old Brahmanpally (V)	(600.70)
972000017062	Near Water Irvin road, Old Brahmanpally	498.95
972000017063	Near School, New Brahmanpally (V)	(1,676.04)
972000017068	Water Tank, Madgul (V)	(871.05)
972000017074	Kadari Venkataiah, Narsayapally (V)	(1,101.40)
972000017136	Ereof30Nos11KVMiddlepoles at Narsimhapur	63,870.07
972000017137	Ereof30 Nos11KVMiddlepoles at Narsimhapu	64,816.85
972000017138	Ereof30Nos11KVMiddlepoles at Sarvaram Fe	61,450.84
972000017139	Ereof30 Nos11KV middlepoles at Sarvaram	49,038.67
972000017140	Replacement of Damaged 16 No's 8Mtrs PSC	12,697.35
972000017142	Replacement of Damaged 18 No's 8Mtrs PSC	723.13
972000017160	Ereof30 Nos11KV middlepoles at Mothey AG	54,845.25
972000017161	Ereof30 Nos11KV middlepoles at Mothey AG	49,038.67
972000017169	Ere 25 No's 11Kv line Inter poles at Mad	37,834.19
972000017170	Ere 25 No's 11Kv line Inter poles at CH.	37,834.19
972000017171	Ere 25 No's 11Kv line Inter poles at Ven	37,834.19
972000017189	8No's middle poles in Mellacheruvu secti	11,962.43
972000017261	Replacement of 20 No's, 8.0 Mt's LT PSCC	2,889.22
972000017294	Intermediate Poles - LT Lines Kalwal & K	71,480.49
972000017426	Estimate for Replacement of side arms wi	48,529.28
972000017498	Estimate for erection of 10 Nos intermed	127,834.83
972000017499	Estimate for erection of 36Nos intermedl	5,495.50
972000017550	Ere 25 No's 11Kv Inter poles at Palleria	37,834.19
972000017551	Ere 25 No's 11Kv Inter poles at Nanchari	37,834.19
972000017552	Ere 25 No's 11Kv Inter poles at Chandepa	37,834.19
972000017553	Ere 25 No's 11Kv Inter poles at Chamapur	37,834.19
972000017589	Prov 34 No's Inter poles at Chirragudur	51,454.50
972000017608	Replacement of Damaged Line at Sangalpal	420.00
972000017611	Estimate for rectification of 8Nos damag	2,746.43
972000017615	Estimate for rectification of 4Nos damag	7,178.36
972000017618	Estimate for rectification of 2Nos damag	964.50
972000017619	Estimate for rectification of 3Nos damag	49.03
972000017623	Prov 34 No's Inter poles at Kotamarthy(V	51,454.50
972000017624	Prov 34 No's Inter poles at Sadarshapur	52,059.49
972000017625	Prov 34 No's Inter poles at Boddugudem(V	51,454.50
972000017630	Prov 34 No's Inter poles at Dharmapuram	51,454.50
972000017631	Prov 34 No's Inter poles at Rajannagudem	51,454.50
972000017632	Prov 34 No's Inter poles at Kondagadapa	51,454.50
972000017635	Prov 34 No's Inter poles at Aregudem(V)	51,454.50
972000017641	Prov 34 No's Inter poles at Musipatla(V)	51,454.50
972000017645	Ere 25 No's 11Kv line Inter poles at Vee	37,834.19
972000017646	Ere 25 No's 11Kv line Inter poles at Dat	37,834.19
972000017649	Ere 25 No's 11Kv line Inter poles at Gan	37,834.19
972000017650	Ere 25 No's 11Kv line Inter poles at Mal	37,834.19
972000017690	INTERMEDIATE POLES-Estimate for erection	(11,135.75)
972000017817	Prov 34 No's Inter poles at Komurubal,D	52,059.49
972000017818	Prov 34 No's Inter poles at Kalambai,Bod	52,059.49
972000017819	Prov 34 No's Inter poles at Patimatla(V)	52,059.49
972000017902	Interm Poles - 11 KV Ramakrishnapur	78,828.20
972000017903	Interm Poles - 11 KV Pamapur	93,102.02
972000017927	Rectification of 25KVA DTR Near Balraj W	9,366.14
972000017928	Rectification of 25KVA DTR Near Mamidi T	2,729.53
972000017929	Rectification of 25KVA DTR Near Venkates	(5,301.04)
972000017930	Rectification of 25KVA DTR at Chervu Kat	7,729.53
972000017931	Rectification of 25KVA DTR at Mungala Li	5,496.53
972000018013	Estimate for Providing of 30 Nos. 8.0 Mt	160,817.68
972000018014	Estimate for Providing of 30 Nos. 8.0 M	158,004.88
972000018066	E/s to 34No Interpoles at GP JR Gudem	115,802.84
972000018182	Replacement of Damaged 25 No's 8Mtrs PSC	147.09
972000018183	Replacement of Damaged 23 No's 8Mtrs PSC	424.94
972000018232	ESTimate for Providing of 33 Nos. 11 KV	49,083.98
972000018233	ESTimate for Providing of 33 Nos. 11 KV	49,083.98
972000018234	ESTimate for Providing of 33 Nos. 11 KV	48,929.31
972000018235	ESTimate for Providing of 38 Nos.LT Inte	58,287.23
972000018236	ESTimate for Providing of 38 Nos.LT Inte	58,287.23
972000018238	ESTimate for Providing of 29 Nos. 11 KV	44,482.36
972000018239	ESTimate for Providing of 29Nos.11KV Int	44,482.36



Order	Work Details	Actual
972000018260	ESTimate for Providing of 29Nos.11KV Int	44,482.36
972000018261	ESTimate for Providing of 29Nos.11KV Int	44,482.36
972000018262	ESTimate for Providing of 30Nos.11KV Int	44,482.36
972000018364	Replacement of 15 Nos Distribution Boxes	14,276.87
972000018367	1.GENERAL :- The Estimate for Providing	82,761.96
972000018368	1.GENERAL :- The Estimate for Providing	134,086.07
972000018370	1.GENERAL :- The Estimate for Providing	82,520.94
972000018372	1.GENERAL :- The Estimate for Providing	291.76
972000018373	1.GENERAL :- The Estimate for Providing	291.76
972000018374	1.GENERAL :- The Estimate for Providing	291.76
972000018375	1.GENERAL :- The Estimate for Providing	82,804.44
972000018376	1.GENERAL :- The Estimate for Providing	291.76
972000018377	1.GENERAL :- The Estimate for Providing	82,550.44
972000018378	1.GENERAL :- The Estimate for Providing	82,943.68
972000018379	1.GENERAL :- The Estimate for Providing	83,073.48
972000018382	Repl.of 25Nos Village Damagedpoles at Mu	40,860.93
972000018467	1.GENERAL :- The Estimate for Providing	82,482.00
972000018468	1.GENERAL :- The Estimate for Providing	291.76
972000018477	5 No's DTRs Rectification	221.08
972000018478	1 No's DTRs Rectification	442.16
972000018504	SOUTHERN POWER DISTRIBUTION COMPANY OF T	336.60
972000018530	Estimate for erection of 18Nos 9.1M 11KV	1,990.97
972000018531	stimate for erection of 21Nos 9.1M 11KV	1,990.97
972000018532	stimate for erection of 18Nos 9.1M 11KV	2,322.79
972000018533	stimate for erection of 18Nos 9.1M 11KV	2,156.88
972000018534	E/s to 23No Intermediate poles at Kothap	0.00
972000018540	E/s to 23No Intermediate poles at S.Gour	47,668.99
972000018541	E/s to 23No Intermediate poles at Uppala	37,647.55
972000018616	PM Order for Intermediate poles at vario	(21,476.00)
972000018672	Replacement of 14Nos 8.0M PSCC LT damage	30,622.52
972000018711	E/sforer.40No.sinterpolesat Chandanapali	184,285.89
972000018713	E/sforer.40No.sinterpolesat Chandanapali	184,285.89
972000018714	E/sforer.40No.sinterpolesat Chenugudem	121,512.97
972000018715	E/sforer.33 No.sinterpolesat Kuthurgudem	184,663.23
972000018716	E/sforer.33 No.sinterpolesat Gadbalgudem	167,782.02
972000018753	Road crossing Poles on 11KV Buranpur Fee	56,188.98
972000018755	Road crossing Poles on 11KV Buranpur Fee	56,188.98
972000018834	Estimate for erection of 12Nos Intermedi	26,491.14
972000018858	DTRs Rectification	3,473.93
972000018923	Estimate for erection of 3 No 11MT Pole.	4,551.29
972000018924	Estimate for Rectification of DTR near M	9,483.69
972000018925	Estimate for Rectification of DTR at Mir	3,118.74
972000018926	Estimate for rectification of 4Nos damag	2,950.80
972000019009	2No's DTRs Rectification	1,636.51
972000019017	Replacement of Damaged Line and rectific	771.13
972000019059	E/s to 23No Intermediate poles at B.Band	55,065.26
972000019080	E/s to 23No Intermediate poles at Ippala	55,766.75
972000019103	REPLACEMENT OF DAMAGED POLES-KODANGAL SE	86,629.22
972000019230	Estimate for Erection of 3No's 8.0Mts po	2,723.41
972000019308	Estimate for rectification and erection	153,458.20
972000019324	Replacement of Damaged Line at Mailwar V	32,237.51
972000019404	Providing of 40Nos LT/11KV Intermediate	77,224.04
972000019407	rectification of 11KV Gandipally feeder	36,837.14
972000019447	Estimate for Providing Addl. Earthings w	(5,033.00)
972000019623	Stringing of 11KV AB Cable 3x 70 sqmm @	114,753.78
972000019640	Est.Rect.LenghtyAgl Scs.various location	86,426.54
972000019641	Est.Rect.LenghtyAgl Scs.T.singrm(>&<)>s	93,464.54
972000019642	Est.Rect.LenghtyAgl Scs.various location	74,499.32
972000019711	Revulapalli Intermediate Poles: Estimate	38,662.72
972000019712	Revulapalli Intermediate Poles: Estimate	88,926.85
972000019713	Revulapalli Intermediate Poles: Estimate	88,926.85
972000019770	E/s to 8No's 11M Poles for rd x and Raya	113,995.55
972000019782	20 Nos 9.1M poles at Peddasuraram, Chinn	171,379.82
972000019800	35 No 8.0M I. Poles on Pajjur Feeder,,	166,648.09
972000019803	35 No 8.0M I. Poles on Kaziramaram Feed	11,023.34
972000019804	35 No 8.0M I. Poles on Kaziramaram Feed	12,552.90
972000019805	35 No 8.0M I. Poles on Thandarpally Fee	170,867.01
972000019840	Estimate for Stringing of loose 11KV Lin	12,978.02
972000019841	Pedda shivanoor	48,291.38
972000019861	Road Crossings - Rampur to Narva	24,108.44
972000019862	Road Crossings - Narva to Raikode	25,445.74
972000019863	Road Crossings - J.R.Pally to Undecode	25,502.68
972000019865	Road Crossings - P.Kadmur to Kalwal	91,101.89
972000019867	Road Crossings - P.Kadmur to N.Kadmur	98,919.22
972000019868	Road Crossings - Patharched to Raikode	98,982.97
972000019869	Road Crossings - P.Kadmur to Yellampally	91,101.89
972000019878	Pothanpally	51,640.64
972000019879	Pm Order for Replacement of Damaged Cabl	41,375.11
972000019880	Estimate for Stringing of loose LT Line	46,466.03
972000019925	Revised Providing52Nos.9.1Mtrs.Intermedi	223,570.21
972000019931	ERECTION OF INTERMEDIATE POLES	53,765.95

Order	Work Details	Actual
972000019938	E/sforer.40No.sinterpolesat P.D.Pally	(400.00)
972000019939	Chinnashivanoor	47,821.38
972000019940	Chetlathimmaipally	45,523.92
972000019941	Various villages	45,523.92
972000019942	ULLITHIMMAIPALLY	37,573.90
972000019943	Karnalpally & Chetlathimmaipally village	40,523.48
972000019944	Chandaipet & Ullithimmaipally villages	46,958.58
972000019997	E/s to 25No Interpoles at Aeagudem SS 2	50,454.09
972000019998	E/s to 25No Interpoles at Padakaparthi	50,454.10
972000020002	Estimate for Providing of 33 Nos. 11 KV	174,529.35
972000020003	Estimate for Providing of 33 Nos. 11 KV	176,524.76
972000020004	Estimate for Providing of 33 Nos. 11 KV	172,895.63
972000020007	Estimate for Providing of 22 Nos. Additi	113,612.76
972000020012	Pm order for providing of intermediate p	136,724.24
972000020018	Replacement of 26Nos damaged Old aged po	52,657.06
972000020019	E/s for Providing of 42 Broken Poles Var	168,024.47
972000020027	Emergency work carried out due to heavy	11,710.75
972000020028	Emergency work carried out due to heavy	9,204.74
972000020051	E/s for replacement of 15.Nos damaged po	72,828.39
972000020053	The proposal is for Replacemet of damage	99,039.76
972000020054	The proposal is for Replacemet of damage	99,039.76
972000020083	Estimate for rectification of 12Nos 8.0M	174,083.76
972000020084	Estimate for Rectification of 100KVA DTR	9,691.08
972000020087	Rev Est. Erec, 13 No's I.poles on 33KV C	135,038.59
972000020094	Replacement of Damaged Line at Doulapur	9,573.66
972000020132	Estimate for Heightening of 11KV Lines,R	22,711.54
972000020136	O&M Material- DEVARAKADRA-SUB-DIVISION	103,232.48
972000020141	Estimate for erection of 30No.intermedia	163,815.63
972000020142	Estimate for erection of 16No.intermedia	153,092.16
972000020151	PM order for erection of intermediate po	1,178.11
972000020163	Operation Sub-Division Narayanpet - O&M	298.15
972000020210	Providing of 16 Nos. 11 KV Intermedeiate	148,117.12
972000020211	Providing of 20 Nos. 11 KV Intermedeiate	179,133.30
972000020230	Estimate for replacement of damaged LT A	47,060.61
972000020233	Estimate for providing 27 No's Damaged P	172,153.12
972000020239	Estimate for providing 32 No's Damaged p	168,249.82
972000020259	Estimate for erection of 34 No's Interme	126,353.10
972000020260	Estimate for erection of 34 No's Interme	59,815.50
972000020261	Estimate for erection of 34 No's Interme	156,131.04
972000020273	Providing of 30Nos. BMtrs.HT/LT (14Nos.	177,341.74
972000020274	Providing of 32Nos. 8Mtrs.HT Intermediat	181,888.17
972000020275	Providing of 30Nos. 8Mtrs.HT/LT (12Nos.	114,776.24
972000020294	Estimate for Providing of 23 Nos. Additi	117,398.20
972000020297	Estimate for providing of 10 No.s interm	29,802.68
972000020312	Providing of 22 No.s 8.0M PSCC Interpole	33,205.05
972000020338	LT Intermediate Poles, Mogudempally VILL	26,971.45
972000020339	LT Intermediate Poles, Peddachelmeda VIL	52,157.60
972000020340	LT Intermediate Poles, Mansanpally And A	52,157.61
972000020357	Estimate for Providing of 15 No's Intern	18,146.11
972000020358	Estimate for Providing of 15 No's Intern	18,146.11
972000020369	Estiamte for erection of 32 No's Interme	162,205.06
972000020371	Estiamte for erection of 33 No's interme	158,372.59
972000020420	PM order for erection of intermediate po	53,690.00
972000020421	PM order for erection of intermediate po	53,690.00
972000020422	PM order for erection of intermediate po	53,690.00
972000020427	Estimate for Replacement of 14 Nos. Darna	166,991.76
972000020440	Erection of Broken Poles in Kattangur Se	193,577.35
972000020441	Erection of Broken Poles in Kattangur Se	169,012.68
972000020453	PM order for erection of inter poles on	1,178.11
972000020484	Estimate proposal for Re-Orientatation of	31,898.68
972000020485	Ere 36 No's Inter poles at Gundala(V) Gu	154,396.95
972000020486	Ere 36 No's Inter poles at Velmajala (V)	154,305.12
972000020492	MOOSI	61,041.40
972000020493	MOOSI- DTR Shifting.	88,711.97
972000020504	Estimate for shifting of 3 phase DTRs of	93,852.76
972000020512	Estimate for erection of new plinths in	2,594.48
972000020541	Ere 36 No's Inter poles at Seetharampur	154,305.12
972000020544	Proposal is for providing of intermediat	105,427.10
972000020546	Estimate for erection of 30nos 8.0mtrs I	47,060.61
972000020548	Estimate for erection of 30nos. 8.0mtrs	62,680.05
972000020555	Estimate for erection of 30nos. 8.0mtrs	58,501.38
972000020562	Estimate for providing intermediate pole	187,200.83
972000020567	Estimate for providing of 35Nos Intermed	171,414.56
972000020577	MOOSI- DTR Shifting.	99,815.84
972000020578	E/s to 30No I.poles at Thoragal	179,043.22
972000020579	E/s to 30No I.poles at Ch Madaram	167,738.30
972000020580	E/s to 30No I.poles at Janagamaigudem	144,876.36
972000020581	E/s to 30No I.poles at TG Gudem	159,768.81
972000020582	E/s to 35No LT I.poles at Thoragal	119,961.49
972000020586	Estimate for Providing of 22 Nos. Additi	113,612.76
972000020587	Ere 36 No's Inter poles at Peddapadishal	159,001.74

Order	Work Details	Actual
972000020594	Estimate for Providing of 30 Nos. 11 KV	191,176.91
972000020597	Estimate for Providing of 30 Nos. 11 KV	191,176.91
972000020613	Estimate for replacement of damaged doub	26,214.94
972000020615	Replacement of Damaged 8 No's 9.1Mtrs &	385.57
972000020616	Replacement of Damaged 14 No's 8Mtrs PSC	963.92
972000020618	Estimate for rectification of loose line	442.16
972000020619	Estimate for rectification of loose line	442.16
972000020651	Repliment of Damage Poles in Shaligowrara	26,860.27
972000020652	Replacemnt of damage Poles in Shaligowrara	27,160.27
972000020653	E/s to 23No Intermediate poles at Adloor	35,215.90
972000020654	E/s to 23No Intermediate poles at NGK Pa	35,215.90
972000020655	E/s to 23No Intermediate poles at NGK Pa	35,215.90
972000020656	E/s to 23No Intermediate poles at B.Band	35,215.90
972000020657	E/s to 23No Intermediate poles at Ramanu	35,215.90
972000020658	E/s to 23No Intermediate poles at Ramagi	42,656.08
972000020672	Erection of 07no's 11mtr poles on 33KV m	69,564.13
972000020723	E/s to 19Nos HT/LT Broken poles in vario	29,143.62
972000020732	Operation Sub-Division Narayanpet - O&M	2,659.99
972000020747	Estimate for providing of 10Nos 9.1Mts &	74,061.85
972000020748	Estimate for providing of 12Nos 9.1Mts &	79,381.95
972000020752	E/s to 18 Nos Interpoles at various loca	62,679.69
972000020773	Rect. of 1-PH DTR'S at various location	20,331.81
972000020779	Estimate for Replacement of 20No's Damag	66,452.88
972000020780	Estimate for rectification of loose line	442.16
972000020783	Estimate for rectification of loose line	442.16
972000020784	Estimate for rectification of loose line	442.16
972000020785	Estimate for rectification of loose line	442.16
972000020793	Estimate for rectification of loose line	442.16
972000020798	Estimate for rectification of LT lines b	442.16
972000020812	E/sere.of40No.s8.0MintermediatpolMarrigu	197,496.92
972000020813	E/sforer.of40No.sintermediatepolesatAppa	183,154.18
972000020827	Estimate for replacement of 16 no. Damag	14,136.17
972000020828	Estimate for replacement of 6 no.9.1Mt D	20,322.98
972000020829	Estimate for replacement of 5 No's 8.0Mt	9,906.73
972000020830	Replacement of Damaged & Broken 8 Mtrs P	161,495.66
972000020831	Replacement of 24Nos. Damaged & Broken 8	138,565.86
972000020832	Replacement of Damaged & Broken 8 Mtrs P	157,087.03
972000020833	Replacement of Damaged & Broken 8 Mtrs P	143,945.07
972000020834	Replacement of Damaged & Broken 8 Mtrs P	187,392.90
972000020835	Replacement of 19Nos. Damaged & Broken 8	116,551.23
972000020836	Replacement of Damaged & Broken 8 Mtrs P	163,571.80
972000020837	Replacement of Damaged & Broken 8 Mtrs P	142,463.68
972000020857	Replacement of 26Nos damaged Old aged po	57,034.29
972000020858	Replacement of 22Nos damaged Old aged po	65,409.61
972000020859	providing of safety materials for O & M	1,622.50
972000020895	Estimate for Rectification of DTR at Par	41,623.34
972000020896	Estimate for Rectification of DTR at Pat	43,146.04
972000020897	Estimate for Rectification of leaned pol	28,088.90
972000020898	Estimate for Rectification of leaned pol	16,300.65
972000020899	Estimate for Rectification of DTR at Sid	28,808.44
972000020904	Estimate Proposal for erection of 1.95	97,057.15
972000020905	Estimate Proposal for erection of 1.95	97,057.16
972000020917	Intermediate poles - Suryapet Rural sect	551.46
972000020927	Interm Poles - 11KV KOTHAPALLY feeder fr	167,431.89
972000020929	Interm Poles - 11KV Varkoor feeder in 33	81,110.74
972000020930	Interm Poles - 11kv TANGADI feeder	63,585.43
972000020931	Interm Poles -11KV Chegunta feeder in Kr	55,224.00
972000020933	Replacement of 15Nos. HT and 1 No. 33 KV	(1,000.00)
972000020934	Interm Poles - 11kv feeders in 33/11kv M	170,373.67
972000020935	Interm Poles - 11kv feeders in 33/11kv J	64,457.16
972000020937	Interm Poles - 11kv feeders in 33/11kv M	64,457.16
972000020958	Interm Poles - 11kv feeders in 33/11kv J	170,373.67
972000020959	Interm Poles - 11KV Kothapally feeder in	55,224.00
972000020960	E/s for Rectification & Maintenance in L	93,341.82
972000020961	E/s for Rectification & Maintenance in L	135,597.45
972000020962	E/s for Rectification & Maintenance in L	136,604.55
972000020963	E/s for Rectification & Maintenance in L	86,202.62
972000020980	Interm Poles - 11KV Wadvat feeder in 33/	55,224.00
972000020984	Interm Poles - 11kv Thangidi feeder in 3	55,224.00
972000020985	Interm Poles - 11kv feeders in 33/11kv T	166,246.05
972000020996	PM order for erection of 35 no 8.0 mtr p	66,113.04
972000021004	5No. HT / LT at various locations Yeldu	0.00
972000021011	Intermediate Poles-Koukuntla Feeder	49,185.19
972000021012	Intermediate Poles-UNDECODE Feeder	99,451.56
972000021015	CCK - Prov of Safety Material	12,620.10
972000021017	CCK - Prov of Safety Material	33,289.59
972000021020	Estimate for Rectification of leaned pol	26,808.98
972000021021	Estimate for Rectification of leaned pol	12,999.48
972000021022	Estimate for Rectification of DTR at Pee	41,829.53
972000021023	Estimate for Rectification of leaned pol	22,313.06
972000021025	Estimate for Rectification of leaned pol	14,252.49

Order	Work Details	Actual
972000021027	Estimate for Replacement of Old Damaged	65,378.10
972000021028	Estimate for Replacement of Old Damaged	65,224.25
972000021030	Estimate for Replacement of Old Damaged	65,224.25
972000021031	Estimate for Replacement of Old Damaged	65,378.11
972000021032	Estimate for Replacement of Old Damaged	65,224.25
972000021040	NARVA- Prov of Safety Material	38,303.04
972000021041	NARVA - Prov of Safety Material	7,842.48
972000021042	Replacement of 09Nos damaged Old aged po	30,345.38
972000021046	Estimate for construction of 2Nos's DTR	533.76
972000021047	Intermediate Poles on 11kv TSM.	21,796.10
972000021049	Intermediate Poles on 11kv Nandikandi.	38,500.21
972000021081	Estimate for replacement of 12No's Damag	118,508.84
972000021082	Estimate for erection of 20Nos 8.0Mtrs D	96,189.04
972000021084	Ere. of Middle poles at Chilkuru(M)	49,047.16
972000021087	Estimate for erection of 15No's 8.0Mtrs	122,674.21
972000021103	30 Inter Poles - 11KV MAIKODE feeder	130,685.36
972000021105	30No Inter Poles - 11KV ATHIMYAL feeder	126,890.68
972000021107	30No Inter Poles - 11KV ATHIMYAL feeder	127,046.71
972000021121	15LT inter poles@ Marepally Village in K	116,238.43
972000021138	15LT inter poles@ Marepally Village in K	115,263.73
972000021140	15LT inter poles@ Marepally Village in K	116,238.43
972000021141	15LT inter poles@ Marepally Village in K	110,140.26
972000021144	15LT inter poles@ Haridaspur Village in	119,921.65
972000021146	15LT inter poles@ Haridaspur Village in	114,998.71
972000021147	15LT inter poles@ Saidapur Village in Ko	119,921.65
972000021148	15LT inter poles@ Saidapur Village in Ko	115,078.93
972000021155	15LT inter poles@ Ananthasagar Village i	114,998.71
972000021156	15LT inter poles@ Ananthasagar Village i	119,921.65
972000021157	15LT inter poles@ Yedurugudem Village in	110,236.21
972000021158	15LT inter poles@ Yedurugudem Village in	118,866.73
972000021159	15LT inter poles@ CH Konapur Village in	113,863.57
972000021160	15LT inter poles@ CH Konapur Village in	111,231.31
972000021161	15LT inter poles@ Aliabad Village in Kon	119,697.30
972000021162	15LT inter poles@ Gangaram Village in Ko	120,576.42
972000021164	15LT inter poles@ Gangaram Village in Ko	120,048.96
972000021165	15LT inter poles@ Gollapally Village in	118,267.18
972000021166	15LT inter poles@ Gollapally Village in	120,048.96
972000021264	Dismantling & erection of Damaged DTRs d	54,010.16
972000021270	Revised estimate for Replacement of 24 N	133,282.82
972000021271	Revised estimate for Replacement of 19 N	107,675.43
972000021284	Estimate for rectification of 4Nos. DTR	154,455.56
972000021285	Estimate for rectification of 4Nos. DTR	169,520.72
972000021286	Estimate for rectification of 5Nos. DTR	130,233.18
972000021287	Estimate for rectification of 5Nos. DTR	164,069.94
972000021289	Estimate for rectification of 4Nos. DTR	200,270.47
972000021290	Estimate for rectification of 4Nos. DTR	200,270.47
972000021297	Estimate for rectification of loose line	2,406.29
972000021319	Replacement of 04Nos 8.0Mt PSCC Brakdown	6,053.47
972000021320	30No Inter Poles - 11KV Khanapur feeder	155,231.42
972000021321	30No Inter Poles - 11KV Mardi feeder in	154,028.17
972000021322	Replacement of 18Nos 8.0Mt PSCC breakdow	82,521.96
972000021323	10No Inter Poles - 11KV Kalher T. feeder	54,754.87
972000021324	20No Inter Poles - 11KV Masanpally feede	102,677.70
972000021325	30No Inter Poles - 11KV Bachepally feede	154,028.18
972000021326	10No Inter Poles - 11KV Bachepally feede	56,540.54
972000021327	30No Inter Poles - 11KV Ramreddypet & Ba	160,065.90
972000021329	E/s for LT Intermediate 30 poles in vari	10,547.43
972000021390	VN-	3,768.06
972000021391	VN-DP.	8,620.55
972000021392	VN-DP.	275.73
972000021393	VN-DP.	275.73
972000021403	ISLAMPUR VILLAGE	80,760.39
972000021404	E/s for Providing of 20 No's 11KV and 5	126,733.57
972000021405	E/s for Providing of 25 No's Intermediat	127,312.29
972000021414	25No Inter Poles - 11KV Sirgappoor T feed	133,050.13
972000021415	30No Inter Poles - 11KV Nallavagu feeder	160,868.05
972000021416	10No Inter Poles - 11KV Nallavagu feeder	56,540.54
972000021417	30No Inter Poles - 11KV Kadpal feeder in	161,898.14
972000021418	30No Inter Poles - 11KV Masanpally feede	161,755.96
972000021419	30No Inter Poles - 11KV Madhavpally feed	174,575.41
972000021420	30No Inter Poles - 11KV Khajapur feeder	187,015.81
972000021421	30No Inter Poles - 11KV Mirkhanpet feede	186,213.65
972000021422	20No Inter Poles - 11KV Raparthy feeder	114,671.52
972000021423	10No Inter Poles - 11KV Khajapur feeder	57,373.41
972000021430	Interm Poles - 11kv feeders in 33/11kv M	8,220.40
972000021435	E/s for Providing of 20 No's Intermediat	86,960.22
972000021440	Interm Poles - 11kv feeders in 33/11kv P	7,476.73
972000021442	Krishna Mandal - DTR Fencing (Opposite P	23,452.79
972000021445	Estimate for Rectification of 11kv LINE	3,547.48
972000021449	Rectification of 11KV MANGAPUR,WADDEPALL	18,126.86
972000021450	E/s for Replacement of 32 No's Damaged	154,240.56

Order	Work Details	Actual
972000021452	Estimate for erection of Intermediate po	137,855.98
972000021462	Mudumal Vg - DTR Fencing (Beside Dharga)	22,139.50
972000021466	Estimate for Rectification of 11kv LINE	2,798.48
972000021467	Replacement of Damaged poles at various	13,371.72
972000021471	Replacement of Damaged poles at various	16,368.77
972000021481	Estimate for rectification of loose line	2,598.79
972000021482	Estimate for rectification of loose line	2,791.29
972000021483	Estimate for rectification of loose line	1,925.03
972000021501	Replacement of Damaged poles.	(1,000.00)
972000021503	Replacement of Damaged poles.	6,197.85
972000021504	Replacement of Damaged poles.	6,790.19
972000021507	Replacement of Damaged conductor	(5,323.74)
972000021511	Estimate for Providing of 10No's Damage	101,734.30
972000021520	LT Intermediate poles, Andole section	149,606.07
972000021525	Estimate for Replacement of 35 Nos LT da	13,265.69
972000021527	Estimate for Replacement of 15No's 8.0Mt	98,502.14
972000021557	Estimate for Replacement of 8.0Mtrs PSCC	129,490.50
972000021572	Estimate for erection of intermediate po	126,930.86
972000021573	Interm Poles - 11KV Lokurthy feeder	142,462.33
972000021574	Interm Poles - 11KV Lokurthy feeder	138,982.88
972000021575	Interm Poles - 11KV Annasagar feeder	138,982.88
972000021587	Rectification of LT LINE	47,765.49
972000021596	Re-cons damaged Plinths Pongodu(V)	92,163.90
972000021597	Re-cons damaged Plinths Pongodu(V)	98,696.38
972000021598	Re-cons damaged Plinths Pongodu(V)	92,163.90
972000021599	Re-cons damaged Plinths Pongodu(V)	101,769.10
972000021620	Re-cons damaged Plinths Pongodu(V)	98,578.38
972000021622	Ere 37No's Inter poles at Ramaram Villag	167,563.10
972000021625	Ere 34 No's Inter poles at Nunegudem (V)	145,639.13
972000021634	Repla.of 11KV,Damaged poles at various	49,548.49
972000021635	Repla.of LT,Damaged poles at various	38,693.20
972000021636	Repla.of HT/LT,Damaged poles at various	49,733.97
972000021637	Replacement of Damaged DP structure at	5,975.53
972000021679	Replacmnt of damaged cable at various l	1,537.27
972000021700	E/s to 18 Nos Interpoles at various loca	55,843.17
972000021701	Replacement of Damaged DP structure at	4,540.10
972000021705	Repla.of HT/LT,Damaged poles at various	56,196.06
972000021712	Estimate for erection of 32 No's Interme	187,046.08
972000021713	Estimate for erection of 32 No's Interme	183,823.73
972000021714	Estimate for erection of 31 No's Interme	175,379.63
972000021715	Estimate for erection of 32 No's Interme	190,255.13
972000021744	Ere 33No's Inter poles at B R Pally(V) G	142,361.51
972000021745	Ere 32No's Inter poles at Masanpally(V)	132,090.64
972000021746	Ere 26 No's Inter poles at Gangapur (V)	111,947.64
972000021752	LT Road xing Poles - Makthal Town	195,249.67
972000021758	Ere 25No's Inter poles at vangala(V) Gun	103,719.04
972000021759	LT Interm Poles - Makthal Town	163,696.30
972000021760	LT Interm Poles - Makthal Town	168,858.52
972000021761	LT Interm Poles - Makthal Town	169,049.43
972000021762	Estimate for erection of 32 No's Interme	177,041.28
972000021763	Estimate for erection of 31 No's Interme	181,230.89
972000021764	Estimate for erection of 32 No's Interme	180,358.33
972000021765	Estimate for erection of 32 No's Interme	157,272.40
972000021834	Estimate for Erection of Intermediate Po	18,405.10
972000021871	E/s to 18 Nos Interpoles at various loca	71,915.09
972000021873	30No'sProv.Intermediate poles at various	129,858.72
972000021874	30No'sProv.Intermediate poles at Kuncha	88,456.30
972000021876	30No'sProv.Intermediate poles at parsal	83,168.39
972000021895	Estimate for rectification DTR structure	43,567.91
972000021896	Estimate for rectification DTR structure	43,833.77
972000021897	Estimate for rectification DTR structure	29,939.04
972000021898	Estimate for rectification DTR structure	8,217.47
972000021899	Estimate for rectification DTR structure	22,738.55
972000021904	Ere 35No's Inter poles at Suddala Villag	146,707.01
972000021905	Ere 36 No's Inter poles at Anantharam (V	148,196.42
972000021906	Ere 32No's Inter poles at Kommaipally(V)	132,090.64
972000021925	33KV Erkaram feeder- IP.	72,461.44
972000021931	Maganoor - DTR Fencing (Kothapally Vg -	23,452.79
972000021934	Ere 34 No's Inter poles at Bandakothapal	53,028.77
972000021936	Ere 25No's Inter poles at Pachilla(V)Gun	103,560.05
972000021963	Estimate for Providing of 1No.New Plinth	79,969.37
972000021964	Estimate for Providing of 1No.New Plinth	79,439.39
972000022000	Providing of 38No.s 8.0M PSCC Intermedia	183,180.92
972000022001	Estimate for erection of 15 No's. Interp	90,678.68
972000022002	Estimate for erection of Intermediate po	88,659.93
972000022003	Estimate for Shifting of 11 KV line pass	59,696.72
972000022004	Estimate for Shifting of 11 KV line pass	17,431.82
972000022007	Estimate for rectification DTR structure	17,422.59
972000022035	30No'sProv.Intermediate poles at TTY(V)	49,606.42
972000022071	Estimate for Providing of 1No.New Plinth	79,439.39
972000022072	Estimate for Providing of 1No.New Plinth	79,439.39

Order	Work Details	Actual
972000022073	Repla.ofHT/LT,Damaged poles at various	(50,622.05)
972000022075	Repla.HT/LT,Damaged poles at T.Singar	(23,588.50)
972000022076	Repla.ofHT/LT,Damaged poles at various	(25,247.95)
972000022077	Repla.HT/LT,Damaged poles at Chilpakunt	(36,824.25)
972000022078	Estimate proposal for damaged poles at v	3,852.32
972000022101	23No's 8.0Mtr.D.Poles at various locatio	140,378.40
972000022102	23No's 8.0Mtr.D.Poles at various locatio	140,876.41
972000022105	30No'sProv.Intermediate poles at Vempaty	61,155.32
972000022109	30No'sProv.Intermediate poles at Gottipa	17,086.84
972000022110	30No'sProv.Intermediate poles at Kukkada	63,021.69
972000022111	30No'sProv.Intermediate poles at Kuntapa	63,645.13
972000022112	30No'sProv.Intermediate poles at Gummada	63,115.00
972000022113	30No'sProv.Intermediate poles at Reddygu	59,267.67
972000022114	30No'sProv.Intermediate poles at R.cpur	64,503.66
972000022115	30No'sProv.Intermediate poles at Kothag	64,655.42
972000022117	30No'sProv.Intermediate poles at Sangem	61,347.95
972000022118	30No'sProv.Intermediate poles at Annaram	62,967.02
972000022119	30No'sProv.Intermediate poles at garugub	47,770.10
972000022124	Estimate for Providing of 1No.New Plinth	79,439.40
972000022125	O&M SAFETY MATERIALS IN OPERATION SECTIO	97,138.98
972000022162	Estimate for Replacement of Damaged LT C	113,814.20
972000022188	E/s to 25No Interpoles at Urumadia (V)	47,928.22
972000022189	E/s to 25No Interpoles at Various Villag	38,741.47
972000022193	Intermediate poles - Athmakur(S) section	149,051.78
972000022196	E/s to 25No Interpoles at Various Villag	31,611.35
972000022198	E/s to 18 Nos Interpoles at various loca	68,878.50
972000022202	35No'sProv.Inter. poles at Ramannagudem	141,576.25
972000022203	35No'sProv.Inter. poles at Kasarlapahad	146,477.25
972000022204	35No'sProv.Inter. poles at Velpucherla	145,732.84
972000022206	35No'sProv.Inter. poles at Bollampally.	152,477.51
972000022207	35No'sProv.Inter. poles at Seetharampura	152,438.59
972000022208	35No'sProv.Inter. poles at Suryanaik Th	152,921.19
972000022246	Balance Estimate for Relocation of 33KV	54,615.34
972000022247	Balance Estimate for Relocation of 11KV	33,702.42
972000022264	35No'sProv.Intermediate poles at Nagaram	131,997.30
972000022265	35No'sProv.Intermediate poles at W.kota	134,462.69
972000022266	35No'sProv.Intermediate poles at Phanigi	78,800.40
972000022267	35No'sProv.Intermediate poles at Mamidi	78,588.00
972000022269	35No'sProv.Inter. poles at Etoor	78,800.40
972000022270	35No'sProv.Inter. poles at Psthala	134,462.69
972000022271	35No'sProv.Inter. poles at Pasnoor	134,462.69
972000022272	35No'sProv.Intermediate poles at Nagaram	154,444.81
972000022273	35No'sProv.Intermediate poles at W.kota	56,711.39
972000022274	35No'sProv.Intermediate poles at Phanigi	78,841.70
972000022275	35No'sProv.Intermediate poles at Mamidi	(18,626.28)
972000022276	35No'sProv.Inter. poles at Machireddypa	78,859.40
972000022277	35No'sProv.Inter. poles at Etoor	78,800.40
972000022278	35No'sProv.Inter. poles at Psthala	22,098.23
972000022279	35No'sProv.Inter. poles at Pasnoor	56,711.39
972000022313	Estimate for providing of 35 Nos 8.0Mts	12,659.53
972000022318	Intermediate poles - Athmakur(S) section	159,091.33
972000022333	Provdng9.1mts Middle polesVariousFeeders	81,361.43
972000022337	Makthal - Damaged Poles under 11KV Lines	11,070.99
972000022340	35No'sProv.Interpoles at 11KV RAVULAPALL	134,226.13
972000022341	35No'sProv.Interpoles at 11KV Thirupugude	150,893.62
972000022342	35No'sProv.Interpoles at 11KV Kothagudem	134,226.13
972000022343	35No'sProv.Interpoles at 11KV Sangem Fee	56,358.76
972000022345	Recondu.of LT/11KV Line at various villa	58,686.53
972000022348	Replacement of 26Nos damaged Old aged po	647.78
972000022366	Estimate for rectification of 10 No's da	92,785.69
972000022374	Estimate for erection of 29 No intermedi	136,977.18
972000022375	Estimate for Rectification of 6x25KVA DT	85,566.98
972000022376	Estimate for rectification of 2x25KVA DT	12,954.04
972000022400	Estimate for replacement of 5 no.s Damag	19,008.01
972000022401	PM Order for erection of intermediate po	35,982.92
972000022402	PM Order for erection of intermediate po	1,322.90
972000022429	Intermediate poles - Athmakur(S) section	172,449.33
972000022432	UTKR - Damaged Poles under LT Lines	1,817.69
972000022435	providing of 9.1 Mtr PSSC Poles and re-s	46,713.80
972000022441	Estimate for rectification of 4 Nos dama	13,140.68
972000022480	Estimate for rectification of 10Nos 8.0M	81,801.36
972000022481	Estimate for rectification of DTR struct	8,553.58
972000022483	Estimate for rectification of 10 Nos dam	17,287.58
972000022485	Estimate for rectification of 3Nos damag	35,447.05
972000022486	Estimate for Rectification of DTR's at K.	22,391.59
972000022487	Estimate for Rectification of DTR near B	5,310.74
972000022488	Estimate for rectificaiton of LT loose l	75.47
972000022490	Estimate for rectification of 2 No's dam	6,120.76
972000022531	Estimate for erection of 30Nos 11KV Inte	160,596.81
972000022533	Estimate for erection of 30Nos 11KV Inte	159,546.44
972000022538	Estimate for erection of 20 Nos 9.1Mtr 1	161,630.78

Order	Work Details	Actual
972000022560	Ref-S<(>&<)>F 1/3ABswitch at 33/11KV SS	39,325.86
972000022561	Estimate to providing of 8Nos 11mtr Pole	42,480.00
972000022654	Estimate for rectificaiton of loose lin	161,004.04
972000022655	Estimate for rectificaiton of loose lin	179,425.68
972000022656	Estimate for rectificaiton of loose lin	180,810.18
972000022657	Estimate for rectificaiton of loose lin	184,394.68
972000022658	Estimate for rectificaiton of loose lin	152,352.55
972000022659	Estimate for rectificaiton of loose lin	149,184.88
972000022660	Estimate for erection of intermediate po	167,419.86
972000022666	DVK-SD - Prov of Safety Material	38,908.58
972000022671	Estimate for Replacement of 35 Nos LT da	6,202.29
972000022673	Estimate for 29Nos. Flood Damaged poles	91,475.96
972000022674	Rect. of 1-PH DTR'S at various location	36,770.02
972000022676	Rect. of 100KVd DTR at Wattimathy	80,931.04
972000022679	E/s to 14Nos. Addl. EarthingsatVarious.	73,447.92
972000022704	Estimate for 16Nos. Flood Damaged poles	124,159.37
972000022706	E/sforer.40No.sinterpolesat Various VIII	179,010.46
972000022707	E/sforer.40No.sinterpolesat Various VIII	185,515.24
972000022708	E/sforer.40No.sinterpolesat Various VIII	179,173.42
972000022709	E/sforer.18No.sinterpolesat Various VIII	101,650.53
972000022716	Estimate Proposal for erection of 1.95 K	81,561.31
972000022794	Estimate Proposal for erection of 1.95 K	79,545.00
972000022796	PM order for erection of 26Nos 8.0Mtrs H	142,892.84
972000022797	PM order for erection of 24Nos 8.0Mtrs H	129,833.81
972000022800	Estimate for rectificaiton of loose lin	160,692.93
972000022801	Estimate for rectificaiton of Loose lin	173,200.07
972000022802	Estimate for rectificaiton of loose lin	153,462.48
972000022803	Estimate for rectificaiton of loose lin	157,149.16
972000022804	Estimate for rectificaiton of loose lin	136,571.61
972000022805	Estimate for rectificaiton of Loose lin	175,976.01
972000022806	Estimate for rectificaiton of loose lin	155,491.85
972000022807	Estimate for rectificaiton of 11KV loos	165,092.36
972000022808	Estimate for rectification of 3Nos 8.0Mt	28,417.18
972000022809	Estimate for rectification of 5Nos 8.0Mt	60,369.41
972000022810	Estimate for rectification of 12Nos 8.0M	86,633.70
972000022811	Estimate for replacement of 5Nos 8.0Mtrs	54,300.01
972000022812	Estimate for replacement of 5Nos 8.0Mtrs	41,989.44
972000022813	Estimate for replacement of 6Nos 9.1Mtrs	65,322.13
972000022814	Estimate for replacement of 10Nos 8.0Mtr	75,449.27
972000022815	Estimate for rectificaiton of Loose lin	142,310.17
972000022816	Estimate for rectification of 4Nos 8.0Mt	76,455.74
972000022817	Estimate for replacement of 3Nos 8.0Mtrs	24,665.19
972000022818	Estimate for Rectification of DTR near D	74,515.11
972000022819	Estimate for Rectification of DTR near E	73,727.82
972000022820	Estimate for rectification of 10 Nos dam	91,247.96
972000022821	Estimate for rectification of 12 Nos dam	158,671.23
972000022822	Estimate for rectification of 5 Nos dama	74,355.46
972000022823	Estimate for replacement of 2 Nos damage	71,335.33
972000022824	Estimate for Rectification of 6X25KVA DT	108,969.56
972000022825	Estimate for Rectification of 100KVA DTR	105,968.73
972000022826	Estimate for rectification of lines by r	58,360.97
972000022827	Estimate for rectification of 4 Nos dama	40,322.93
972000022835	Estimate for replacement of 5Nos 9.1Mtrs	222,816.49
972000022836	Estimate for replacement of 11Nos 8Mtrs	100,307.48
972000022856	Repl.Damaged DP,Pedanemila	3,935.60
972000022857	Replacement of 34 Nos damaged Old aged p	14,320.69
972000022872	Repl.Damaged DP, Gorentla	3,191.80
972000022879	Repl.Damaged DP, Yelkapally	61,876.29
972000022883	HT Intermediate poles, Hathnoora section	2,305.86
972000022940	damage plinths	141,612.98
972000022944	E/S to Erection of Laying of Cable in Pe	64,128.88
972000022954	providing of safety materials to pebbair	16,061.11
972000022975	11KV Intermediate Poles	17,787.05
972000022977	Providing 16Nos. 9.1 Mtrs. Intermediate	186,215.77
972000022984	E/s to 20Nos Damaged poles	121,913.23
972000022985	Estimate for erection of 33KV Intermedia	46,380.89
972000022992	Estimate for erection of 20 Nos 9.1Mt po	28,759.10
972000022994	Estimate for Regularization of material,	62,747.48
972000023001	Estimate Proposal for erection of 1.50	64,564.29
972000023003	Interm Poles - LT Line	2,709.33
972000023004	Interm Poles - LT Line	2,709.33
972000023005	Estimate for erection of 20 Nos 9.1Mt po	14,112.63
972000023020	Estimate for rectification of loose line	185,337.77
972000023021	Estimate for rectification of loose line	159,177.26
972000023022	Replacement of Damaged 5 No's 8Mtrs PSCC	54,352.76
972000023024	Replacement of Damaged 6 No's 8Mtrs PSCC	68,928.37
972000023027	PM Order for providing of LT Intermediat	35,125.30
972000023040	Estimate for erection of 17 No's interme	85,880.00
972000023041	Providing INTERMEDIATE POLES at various	114,779.72
972000023042	Providing INTERMEDIATE poles	125,824.95
972000023080	Interm Poles - LT Line	51,701.70

Order	Work Details	Actual
972000023081	Interm Poles - LT Line	67,592.27
972000023082	Interm Poles - LT Line	99,373.56
972000023097	Road Crossings - 11KV Lines...	2,914.52
972000023099	REPLACEMENT OF DAMAGED POLES-DOULTHABAD	90,486.09
972000023100	REPLACEMENT OF DAMAGED POLES-DOULTHABAD	90,486.09
972000023101	REPLACEMENT OF DAMAGED POLES-DOULTHABAD	92,942.29
972000023104	REPLACEMENT OF DAMAGED POLES-DOULTHABAD	184,582.99
972000023105	REPLACEMENT OF DAMAGED POLES-DOULTHABAD	187,907.08
972000023126	REPLACEMENT OF DAMAGED PIN INSULATORS AN	53,147.20
972000023128	11KV Intermediate Poles	11,051.99
972000023129	11KV Intermediate Poles	11,051.99
972000023131	11KV Intermediate Poles	11,051.99
972000023132	11KV Intermediate Poles	10,577.30
972000023134	11KV Intermediate Poles	16,362.96
972000023135	11KV Intermediate Poles	14,938.87
972000023136	11KV Intermediate Poles	15,888.27
972000023137	11KV Intermediate Poles	16,362.96
972000023138	LT Intermediate Poles	4,205.01
972000023139	LT Intermediate Poles	4,205.01
972000023140	LT Intermediate Poles	4,205.01
972000023141	LT Intermediate Poles	3,504.17
972000023142	Ere of 20No.s 11kv IP's in 11kv R.R.Guda	34,158.76
972000023174	Providing of interpoles on 11KV Chinnatu	99,789.33
972000023175	Providing of interpoles on 11KV Nandipal	89,707.83
972000023176	Providing of interpoles on Various 11KV	101,107.23
972000023177	Providing of interpoles on Various 11KV	54,074.26
972000023178	Providing of interpoles at Various villa	102,442.65
972000023179	Replacement of 1.8KM LT Burnt AB Cable w	95,261.61
972000023220	Replacement of 2.8KM LT Burnt AB Cable w	116,433.41
972000023235	Estimate for rectification of DTR struct	22,221.37
972000023264	Estimate Proposal for erection of 1.80	989.39
972000023265	Replacement of 16Nos damaged Old aged po	6,367.07
972000023266	Interm Poles - LT Line	4,911.31
972000023267	Replacement of 16Nos damaged Old aged po	6,367.06
972000023281	Provaiding of Addl earthings to DTRs in	1,346.25
972000023310	Estimate for Replacement of 16Nos 11 KV	25,582.40
972000023324	Estimate for Replacement of 06No's 11KV	59,303.21
972000023332	E/s for Dismantle of 10 No's damaged ben	117,397.38
972000023334	(E/S for Shifting of 0.120KM LT Line)	12,009.60
972000023402	11KV Intermediate Poles	17,787.05
972000023403	1KV Intermediate Poles	17,312.35
972000023404	11KV Intermediate Poles	16,362.96
972000023405	11KV Intermediate Poles	17,787.05
972000023406	11KV Intermediate Poles	16,837.66
972000023421	Estimate for erection of 18 No's interme	90,843.86
972000023422	CGRF Replacement of Damaged AB Cable	7,112.62
972000023446	Estimate for Erection of LT intermediate	5,820.60
972000023447	safety material of Order for erection o	83,856.84
972000023452	Detailed estimate for safety measures va	3,595.13
972000023453	Detailed estimate for safety measures va	90,773.38
972000023479	GENERAL:- Estimate for renovation of ear	46,650.08
972000023528	Replace 16Nos LT D/Poles Narsimhulagudem	34,001.92
972000023653	Erected new LT OH Line with 16sq.mmm AB C	2,227.80
972000023654	Erected new LT OH Line with 16sq.mm AB C	767.44
972000023661	29Nos 11KV Middle poles in GDPL(M)	113,528.88
972000023689	Rectification damaged Sp structure Fatim	8,929.98
972000023691	Resubmission of returned estimate for re	66,228.78
972000023783	Fencing around 2No DTR in Clock Tower	93,052.44
972000023787	Replacement of rusted/damaged poles	7,652.56
972000023788	Replacement of rusted/damaged poles	6,112.41
972000023789	Replacement of rusted/damaged poles	9,192.71
972000023802	NARVA- Prov of Safety Material	170,879.86
972000023816	Estimate for erection of 23 No's 9.1 Int	90,571.16
972000023820	Estimate for HT/LT supply restoration wo	2,292.60
972000023844	Estimate for S & F of 33KV End Kits	23,151.60
972000023901	PM order for erection of intermediate po	179,350.77
972000023902	Intermdiate poles at various Distributi	181,464.19
972000023905	PM order for erection of intermediate po	176,911.86
972000024034	Fencing around 2No's DTR in General Baza	91,502.22
972000024035	Fencing around 2No's DTR in General Baza	91,992.49
972000024036	Fencing around 2No's DTR in General Baza	95,373.52
972000024037	Fencing around 2No's DTR in General Baza	159,063.62
972000024038	Fencing around 1No DTR in General Bazar	97,571.61
972000024040	Re-Location of DTR @Kumar Basthi DTR	94,980.88
972000024062	RAISING OF DAMAGED PLINTH-Kosgi SECTION	8,668.37
972000024063	Erection of Intermediate Poles at Variou	2,231.85
972000024064	Estimate for rectification and erection	152,338.86
972000024065	Estimate for rectification of old 33kv b	185,991.65
972000024101	Estimate is for Providing 5No DTRs of Da	(2,915.90)
972000024142	PM order for erection of intermediate p	111,836.17
972000024201	Erection LT intermediate poles at variou	20,514.33



Order	Work Details	Actual
972000024212	Erection LT Intermediate poles at variou	20,514.33
972000024213	Erection LT Intermediate poles at variou	20,583.32
972000024214	Erection LT intermediate poles at variou	20,583.32
972000024215	Erection LT intermediate poles at variou	18,950.93
972000024216	Erection LT Intermediate poles at variou	18,950.93
972000024217	Erection LT Intermediate poles at variou	19,381.63
972000024218	Erection LT Intermediate poles at variou	19,381.63
972000024264	Estimate for replacement of 25Mtrs 11KV	27,798.61
972000024268	Estimate for rectification and erection	172,935.07
972000024270	Re- Ere. of Damaged Poles at Munagala Se	143,514.10
972000024291	E/s for Rectification of LT lines	190,483.90
972000024292	Rectification of lines in OP/Sec/Nangnoo	120,835.54
972000024293	Estimate for Rectification of Peelaram f	41,315.22
972000024295	Rectification of lines in OP/Sec/Nangnoo	130,615.06
972000024296	Rectification of lines in OP/Sec/Nangnoo	115,954.90
972000024340	Rectification of lines in OP/Sec/Siddipe	154,191.11
972000024341	Rectification of lines in OP/Sec/Siddipe	149,559.01
972000024358	Damaged AB Cable - Gandeed Section	128,502.55
972000024360	Estimate for Erection of Intermediate Po	6,489.01
972000024362	Addl. for 2Nos 100KVA DTRs at Rampuram(V	24,670.26
972000024391	Stringing of AB Cable@R.P.Nilayam Sectio	3,303.38
972000024393	Stringing of AB Cable@ Lal-Bazar Section	(3,172.00)
972000024425	Rectification of lines in OP/Sec/Mirdodd	146,107.61
972000024430	Estimate for Replacement of Damaged 33KV	6,048.70
972000024435	Estimate for Providing of 20 No's. Addit	99,285.20
972000024436	Estimate for Providing of 3 No's Fencing	43,612.80
972000024438	Provading of Addl earthing to Janphad SS	22,912.06
972000024439	Provading of Addl earthing to Alingapura	22,912.06
972000024440	Provading of Addl earthing to Palakeedu	22,912.06
972000024441	Ere. of 17Nos Middle poles under Ponugod	58,265.95
972000024442	Estimate for S(>&<)>F of 33KV End Kits	19,297.72
972000024443	Estimate for heightening of 33 kv & 11 k	73,679.01
972000024445	Repl. of Damaged Open wiring set in GDPL	7,712.84
972000024446	Repl. of Damaged Open Wiring Sets in NDC	9,435.28
972000024447	Repl. of Damaged Open Wiring Sets in Pal	12,031.28
972000024449	Repl of Damaged LT AAA Conductor & AB ca	82,531.10
972000024450	Providing of Addl. earthing to DTRs in G	1,644.12
972000024471	Estimate for replacement of 22 No's Dama	172,105.39
972000024473	Providing of addl. earthing	20,127.26
972000024477	Rectification of lines in OP/Sec/Mirdodd	143,305.71
972000024489	PM Order for providing of 9.1Mts PSCC Po	2,474.10
972000024490	PM Order for providing of 9.1Mts PSCC Po	39,898.98
972000024536	Estimate for Erection of Intermediate Po	35,567.66
972000024537	Estimate for Erection of Intermediate Po	61,138.24
972000024609	Estimate for erection of 04 No's Interme	126,092.59
972000024614	Estimate for providing of 35No's Interme	172,971.40
972000024627	Fencing around 2No DTR in Clock Tower	32,915.44
972000024628	E/s for Maintenance of 12 No's DTRS in P	151,365.15
972000024640	providing safety equipments to operation	9,408.49
972000024641	Provaiding of Addl earthings to DTRs in	1,346.25
972000024642	Provaiding of Addl earthings to DTRs in	1,346.25
972000024643	Provaiding of Addl earthings to DTRs in	1,346.25
972000024644	Provaiding of Addl earthings to DTRs in	1,346.25
972000024647	Rev32nos. 8 Mrs. Intermediate Mohamnadab	162,863.40
972000024648	Revised 30nos. 8 Mrs. Intermediate Nara	155,494.54
972000024649	Revised 30nos. 8 Mrs. Intermediate Janag	159,174.50
972000024651	Revised 34nos. 8 Mrs. Intermediate Voila	166,242.52
972000024658	Ankilla-E/s under Safety Measures	32,574.86
972000024673	Addl.Earthings with CI.Pipes & GI.Flat	189,408.88
972000024679	Estimate for Providing of 35 No's Interm	172,592.71
972000024680	Estimate for Providing of 35 No's Interm	171,942.73
972000024681	Estimate for Providing of 34 No's Interm	86,415.59
972000024682	Estimate for Providing of 36 No's Interm	84,610.24
972000024683	Estimate for Providing of 35 No's Interm	83,305.29
972000024696	PRVN-PLNTH-3X15KVA DTR-TK PAHAD.	23,045.64
972000024697	VNU-PLNTH-3X25KVA DTR- RAMAVARAM.	22,420.72
972000024700	VNU-PLNTH-3X25KVA DTR-AREGUDEM.	(80.00)
972000024705	Estimate for Providing of 25 No's Interm	123,266.01
972000024706	Addl.Earthings with CI.Pipes & GI.Flat	189,408.88
972000024709	Addl.Earthings with CI.Pipes & GI.Flat	161,216.32
972000024710	Addl.Earthings with CI.Pipes & GI.Flat	158,856.32
972000024713	Estimate for Providing of 25 No's Interm	69,407.34
972000024714	Estimate for Providing of 37 No's Interm	74,625.18
972000024716	Estimate for Providing of 29 No's Interm	68,951.90
972000024717	E/s for shifting of 4 No's Dtr's at Mar	84,297.06
972000024718	Addl.Earthings with CI.Pipes & GI.Flat	161,216.32
972000024719	Addl.Earthings with CI.Pipes & GI.Flat	161,216.32
972000024721	25No's LT Middle poles@ Mannapur Section	136,220.25
972000024722	25No's LT Middle poles@ Mannapur Section	136,220.25
972000024733	Estimate for 2No's intermediate poles an	10,558.69
972000024736	Estimate for Providing of 23 Nos. Additi	117,634.20

Order	Work Details	Actual
972000024739	Estimate for providing of 38No's Interme	87,899.20
972000024746	E/s for LT Inter Poles	661.08
972000024747	E/s for LT Inter Poles	661.08
972000024748	E/s for LT Inter Poles	528.86
972000024749	E/s for LT Inter Poles	661.08
972000024750	E/s for LT Inter Poles	661.08
972000024751	11KV Inter Poles	0.00
972000024752	11KV Inter Poles	9,472.12
972000024760	Estimate for providing of 38No's interme	33,293.06
972000024763	E/s for 15 number earthings in Nalgonda T3	77,437.50
972000024785	Estimate for Providing of 32 No's Inter	172,577.18
972000024787	Estimate for Providing of 33 No's Inter	172,745.28
972000024788	Estimate for Providing of 25 No's Inter	132,002.58
972000024789	Estimate for Providing of 20 No's Inter	106,672.02
972000024800	Addl. Earthing at Penchikaldina(V)	23,408.79
972000024801	Estimate for rectification and erection	171,381.46
972000024843	Rectification of DTR AB Switches in CBD/MP	16,503.48
972000024844	Rectification of DTR AB Switches in CBD/MP	16,503.48
972000024845	Rectification of DTR AB Switches in CBD/MP	16,503.48
972000024846	Rectification of DTR AB Switches in CBD/MP	16,503.48
972000024847	Rectification of DTR AB Switches in CBD/MP	16,503.48
972000024848	Rectification of DTR AB Switches in CBD/MP	16,503.48
972000024849	Rectification of DTR AB Switches in CBD/MP	16,503.48
972000024850	Rectification of DTR AB Switches in CBD/MP	16,503.48
972000024851	Rectification of DTR AB Switches in CBD/MP	16,503.48
972000024852	Rectification of DTR AB Switches in CBD/MP	16,503.48
972000024853	Rectification of DTR AB Switches in CBD/MP	16,503.48
972000024854	Rectification of DTR AB Switches in CBD/MP	16,503.48
972000024855	Rectification of DTR AB Switches in CBD/MP	16,503.48
972000024856	Rectification of DTR AB Switches in CBD/MP	16,503.48
972000024857	Rectification of DTR AB Switches in CBD/MP	16,503.48
972000024858	Rectification of DTR AB Switches in CBD/MP	16,503.48
972000024859	Rectification of DTR AB Switches in CBD/MP	16,503.48
972000024867	Estimate for erection of 6Nos intermedia	95,059.04
972000024878	E/s to providing 23 No's of addl. Earthin	103,356.20
972000024880	34 No.s 8.0Mtr Damaged and Intermediate	192,305.47
972000024881	11 No.s 8.0Mtr and 14 No's 9.1 Damaged a	180,512.28
972000024883	Estimate for Replacement of 10Nos 9.1M	141,302.06
972000024884	Estimate for Replacement of 6Nos damaged	104,418.20
972000024900	Rectification of DTR AB Switches in CBD/MP	16,503.48
972000024901	Rectification of DTR AB Switches in CBD/MP	16,503.48
972000024902	Rectification of DTR AB Switches in CBD/MP	16,503.48
972000024905	Replacement of Damaged Pole in GL Sec	160,221.86
972000024906	Replacement of Damaged Pole in S.Pet Sec	158,874.58
972000024907	Estimate is for maintainance of damaged	(560.75)
972000024908	Estimate is for maintainance of damaged	(560.75)
972000024934	4 No.s 8.0Mtr and 6 No's 9.1 Damaged	90,107.38
972000024965	Estimate for Rectification of Transforme	11,481.40
972000024966	Estimate for Rectification of Transforme	11,481.40
972000024967	Estimate for Rectification of Transforme	11,481.40
972000024969	Estimate for Rectification of Transforme	13,789.48
972000024970	Estimate for Rectification of Transforme	11,481.40
972000024971	Estimate for Rectification of Transforme	18,372.60
972000024972	Estimate for Rectification of Transforme	13,789.48
972000024973	Estimate for Rectification of Transforme	11,481.40
972000024983	Estimate for Erection of 3No's Middle po	4,608.11
972000024984	Estimate for Erection of 3No's 11KV Line	4,608.11
972000024985	Estimate for Erection of 3No's 11KV Line	4,608.11
972000024986	Estimate for Erection of 3No's Intermedi	4,608.11
972000024987	Estimate for Erection of 4No's Intermedi	6,144.15
972000024988	Estimate for Erection of 03.No's 8.0 Mtr	4,608.11
972000024989	Estimate for Erection of 03.No's 8.0 Mtr	4,608.11
972000024990	Estimate for Erection of 03.No's 8.0 Mtr	4,608.11
972000024991	Estimate for Erection of 02.No's 8.0 Mtr	3,072.07
972000024992	Estimate for Erection of 02.No's 8.0 Mtr	3,072.07
972000024993	Estimate for Erection of 02.No's 8.0 Mtr	3,072.07
972000025041	Addl Earthing to Sub Stations	19,077.06
972000025042	Addl Earthing to Sub Stations	12,718.04
972000025043	Addl Earthing to Sub Stations	12,718.04
972000025044	Addl Earthing to Sub Stations	12,718.04
972000025045	Providing of Addl earthing to DTRs	14,899.86
972000025046	Providing of Addl earthing to DTRs	19,866.48
972000025047	Providing of Addl earthing to DTRs	19,866.48
972000025048	Providing of Addl earthing to DTRs	19,866.48
972000025049	Providing of Addl earthing to DTRs	14,899.86
972000025050	Providing of Addl earthing to DTRs	14,899.86
972000025051	Providing of Addl earthing to DTRs	19,866.48
972000025080	Estimate for re-routing of the 33KV Erra	163,848.66
972000025100	Providing of Addl earthing to DTRs	19,866.48
972000025101	Providing of Addl earthing to DTRs	19,866.48
972000025102	Providing of Addl earthing to DTRs	19,866.48

Order	Work Details	Actual
972000025103	Providing of Addl earthing to DTRs	14,899.86
972000025104	Detailed estimate for Stringing of AB Ca	595.38
972000025107	Repl of Damaged 11KV poles under Ponugod	9,679.75
972000025108	Repl of Damaged 11KV poles under Sarvara	11,188.72
972000025113	Estimate for erection of 1No. 9.1Mtr PSC	3,244.09
972000025114	Repl of Damaged 11KV poles under gaddipa	5,373.58
972000025115	Ere. of 11KV Middle poles in Nadigudem(M	18,353.76
972000025116	Repl of 5Nos Damaged LT Poles in Karvira	20,735.16
972000025117	Repl of Damaged 11KV poles under gaddipa	6,835.22
972000025118	Repl of Damaged 11KV poles under gaddipa	6,835.22
972000025119	Ere. of 4Nos 8.0M PSCC Middle Poles	6,124.50
972000025121	E/s for Replacement of 12 No's damaged b	119,299.10
972000025123	E/s for Rectification of LT lines	99,506.49
972000025140	Ere. of 4Nos 8.0M PSCC Middle Poles	6,124.50
972000025141	Ere. of 2Nos 8.0M PSCC Middle Poles	11,921.09
972000025142	Ere. of 4Nos 8.0M PSCC Middle Poles	6,124.50
972000025143	Erection of 5Nos LT 8.0M middle poles	9,992.58
972000025144	Addl Earthing to Sub Stations	19,077.06
972000025145	Addl Earthing to Sub Stations	19,077.06
972000025146	Addl Earthing to Sub Stations	6,359.02
972000025151	Intermediate poles - 11KV Balemla agl fe	179,952.61
972000025152	Repl of 5Nos Damaged LT Poles in nadigud	21,362.34
972000025153	Repl of 5Nos Damaged LT Poles in Nadigud	21,362.34
972000025154	Ere. of 11KV Middle poles in Chakirala(V	20,071.84
972000025155	Ere. of 5Nos LT middle poles in Nadigude	21,035.16
972000025157	Erection of 4Nos Middle poles in Nadigud	20,678.53
972000025158	Repl. of Damaged DP at Nadigudem(V)	18,684.04
972000025162	Intermediate poles - 11KV Yerakaram agl f	188,886.97
972000025163	Intermediate poles - 11kv Ramannagudem a	168,833.11
972000025164	Intermediate poles - 11kv Rathnapuram a	189,038.58
972000025165	Intermediate poles - 11kv TK Pahad feede	186,743.50
972000025166	Intermediate poles -11kv Rupla thanda ag	178,633.18
972000025167	Intermediate poles - 11kv Pillalamarry	178,680.31
972000025168	Intermediate poles - 11kv Yendlapally ag	178,738.08
972000025169	Intermediate poles - 33kv Yerakaram (>&	100,753.60
972000025172	Erection of 5Nos LT 8.0M middle poles	9,543.53
972000025173	Erection of 5Nos LT 8.0M middle poles	9,543.53
972000025174	Erection of 5Nos LT 8.0M middle poles	9,992.58
972000025175	Erection of 5Nos LT 8.0M middle poles	9,543.53
972000025176	Erection of 5Nos LT 8.0M middle poles	9,992.58
972000025177	Erection of 3Nos LT 8.0M middle poles	9,255.86
972000025178	Repl of 5Nos LT damaged Poles in Ponugod	9,992.58
972000025179	Repl of 5Nos LT damaged Poles in Ponugod	9,992.58
972000025180	Repl of 5Nos LT damaged Poles in Ponugod	9,992.58
972000025181	Repl of 5Nos LT damaged Poles in Ponugod	9,597.71
972000025190	Repl of 3Nos LT damaged Poles in Ponugod	10,814.90
972000025191	Repl of 5Nos LT damaged Poles in Ponugod	9,992.58
972000025192	Repl of 4Nos LT damaged Poles in Ponugod	7,487.85
972000025193	Repl of 4Nos LT damaged Poles in Ponugod	10,601.16
972000025194	Repl of 5Nos LT damaged Poles in Gaddipa	9,597.71
972000025195	Repl of 5Nos LT damaged Poles in GDPL(M)	10,319.36
972000025196	Repl of 3Nos LT damaged Poles in K.B.Pur	12,362.64
972000025200	Estimate for Maintanance of DTR at Thukk	6,006.20
972000025223	Estimate for Rectification of Very Dange	22,424.20
972000025224	Estimate for Rectification of Very Dange	22,424.20
972000025225	Estimate for Rectification of Very Dange	18,325.22
972000025226	Power Week Estimate for strengthening o	3,594.44
972000025227	Power Week Estimate for strengthening o	19,749.19
972000025228	Estimate for Replacement of Damaged LT A	19,839.70
972000025229	Estimate for Replacement of Damaged LT A	19,839.70
972000025240	Emergency work on 26.04.2020	38,714.81
972000025241	Emergency work on 26.04.2020	19,482.37
972000025301	PM ORDER:-	180,206.15
972000025323	PM Order for replacement of LT damaged A	131,428.35
972000025360	PM ORDER: Estimate for erection of 16No	91,624.09
	<b>Total</b>	<b>72,737,599.07</b>

## Annexure- IV

## Detail of Open Access consumer wise wheeling Charges levied for FY 2020-21

H1 of FY 2020-21 (April to September)				H2 of FY 2020-21 (October to March)			
Consumer Service Number	HT Category		Grand Total	Consumer Service Number	HT Category		Grand Total
	IA	II			IA	II	
BJH1015		249294	249294	BJH1015		74113	74113
BJH1262		54960	54960	BJH1304		565235	565235
BJH1304		282617	282617	BJH369	2038105		2038105
BJH369	1789976		1789976	BJH698		424605	424605
BJH698		879179	879179	BJH718	951116		951116
BJH718	799818		799818	BJH922	615157		615157
BJH922	515344		515344	BJH936	346766		346766
BJH936	268804		268804	BJH954		191207	191207
BJH954		588180	588180	CBC1291	152318		152318
CBC1291	118073		118073	CBC1400	448383		448383
CBC1400	375631		375631	CBC1820		169842	169842
CBC1820		444684	444684	CBC384		2457095	2457095
CBC384		3279680	3279680	CBC946	751381		751381
CBC946	507397		507397	HBG056	162787		162787
HBG056	166914		166914	HBG1035	169842		169842
HBG1035	571298		571298	HBG1304	317944		317944
HBG1304	267367		267367	HBG143	169842		169842
HBG143	166914		166914	HBG1509		1931990	1931990
HBG1509		1762413	1762413	HBG1535	243504		243504
HBG1535	129932		129932	HBG164	849211		849211
HBG164	579944		579944	HBG1934	375691		375691
HBG1934	253699		253699	HBG2812		75880	75880
HBG2169	72599		72599	HBG2859	479622		479622
HBG2812		255238	255238	HBG498	254763		254763
HBG2859	354824		354824	HDC056		150365	150365
HBG498	250371		250371	HDC177	2007736		2007736
HDC048		493077	493077	HDC632		307137	307137
HDC056		168682	168682	HDC700		185493	185493
HDC177	1887379		1887379	HDS195	475558		475558
HDC632		1120714	1120714	MBN1139	774480		774480
HDC700		94658	94658	MBN586	163048		163048
HDS195	133531		133531	MBN719	1273816		1273816
MBN1139	714072		714072	MBN724	1100577		1100577
MBN583	123269		123269	MBN725	1477626		1477626
MBN586	163048		163048	MBN765	1528579		1528579
MBN719	1033647		1033647	MBN983	492542		492542
MBN724	983510		983510	MCL1044	746399		746399
MBN725	1084939		1084939	MCL1070	713337		713337
MBN765	1409353		1409353	MCL1243	921411		921411
MBN983	375828		375828	MCL1357		135874	135874
MCL1034	252163		252163	MCL1527	713337		713337
MCL1044	254382		254382	MCL1942	307046		307046
MCL1070	657698		657698	MCL620	1029243		1029243
MCL1084	252163		252163	MCL658	458574		458574
MCL1243	1228547		1228547	MCL696	1750173		1750173
MCL1357		157989	157989	MCL713	529833		529833
MCL1527	451780		451780	MCL766	835623		835623
MCL1942	242339		242339	MCL848	713337		713337
MCL295	401397		401397	MCL906	251294		251294
MCL620	939569		939569	MDK1060	1936200		1936200
MCL658	422806		422806	MDK1395	1528579		1528579
MCL696	1530606		1530606	MDK735	1509690		1509690
MCL713	409707		409707	NLG225	1381135		1381135
MCL766	765242		765242	NLG585	339684		339684
MCL848	657698		657698	RJN1102	665781		665781
MCL906	918678		918678	RJN1884	258160		258160
MDK1060	1785181		1785181	RJN1910	1385912		1385912
MDK1395	1409353		1409353	RJN1927	754099		754099
MDK735	1406020		1406020	RJN1957	1324768		1324768
NLG225	1150283		1150283	RJN1995	720131		720131
NLG585	286730		286730	RJN398	174756		174756

H1 of FY 2020-21 (April to September)

Consumer Service Number	HT Category		Grand Total
	1A	II	
RJN1102	694124		694124
RJN1884	634272		634272
RJN1910	1277814		1277814
RJN1927	804047		804047
RJN1957	1084939		1084939
RJN1995	574008		574008
RJN398	53938		53938
RJN484	1257583		1257583
RJN492	784888		784888
RJN502	563741		563741
RJN506	633837		633837
RJN557	113828		113828
RJN629	305716		305716
RJN699	584198		584198
RJN759	543495		543495
SDP1140	1648220		1648220
SDP306	79859		79859
SEC1290	60499		60499
SEC520		455309	455309
SGR003		187914	187914
SGR008	122288		122288
SGR063	281871		281871
SGR085	187914		187914
SGR1203	751655		751655
SGR123	1041744		1041744
SGR127	891319		891319
SGR1308	667655		667655
SGR151	1412829		1412829
SGR154	277754		277754
SGR188	244288		244288
SGR1953	620115		620115
SGR208	100054		100054
SGR213	483312		483312
SGR217	3332935		3332935
SGR230	571298		571298
SGR264	118133		118133
SGR459	288732		288732
SGR512	522762		522762
SGR555	3174048		3174048
SGR556	375828		375828
SGR569	705254		705254
SGR571	50953		50953
SGR586	156874		156874
SGR590	50953		50953
SGR599	1412829		1412829
SGR602	187914		187914
SGR629	56523		56523
SGR634	413410		413410
SGR644	413410		413410
SGR666	1193574		1193574
SGR693	1033526		1033526
SGR694	1181650		1181650
SGR739	135874		135874
SGR769	1033526		1033526
SGR787	394653		394653
SGR813	375828		375828
SGR920	571298		571298
SGR934	571298		571298
SPT330	123269		123269
SPT641	48853		48853
SRN705		447694	447694
SRN750		369807	369807
SRN866		1109423	1109423
<b>Grand Total</b>	<b>67796829</b>	<b>12401512</b>	<b>80198341</b>

H2 of FY 2020-21 (October to March)

Consumer Service Number	HT Category		Grand Total
	1A	II	
RJN484	917147		917147
RJN502	305716		305716
RJN506	658535		658535
RJN557	169842		169842
RJN629	917147		917147
RJN699	713337		713337
RJN759	815242		815242
SDP1140	1834295		1834295
SEC520		543495	543495
SGR003		203811	203811
SGR008	233533		233533
SGR063	101905		101905
SGR085	203811		203811
SGR1203	815242		815242
SGR123	1258848		1258848
SGR127	742613		742613
SGR1308	815242		815242
SGR151	1904248		1904248
SGR154	214001		214001
SGR188	264954		264954
SGR1953	706543		706543
SGR208	191072		191072
SGR213	346478		346478
SGR217	2944901		2944901
SGR230	509526		509526
SGR264	139950		139950
SGR459	611432		611432
SGR512	570669		570669
SGR555	2272528		2272528
SGR556	407621		407621
SGR569	760893		760893
SGR571	50953		50953
SGR586	203811		203811
SGR590	152858		152858
SGR599	1289975		1289975
SGR602	203811		203811
SGR629	113047		113047
SGR634	448383		448383
SGR644	448383		448383
SGR666	354839		354839
SGR693	1120958		1120958
SGR694	2072074		2072074
SGR739	203811		203811
SGR769	1120958		1120958
SGR787	611432		611432
SGR813	407621		407621
SGR920	509526		509526
SGR934	509526		509526
<b>Grand Total</b>	<b>70738131</b>	<b>7416141</b>	<b>78154272</b>

**Annexure -V**

**Capital Expenditure During the FY 2020-21**

<b>Scheme</b>	<b>Rs. in Crores</b>
CP_CAPEX	1205.89
PIEU SCHEME -2008	(0.01)
RGGVY SCHEME - 2006	(0.00)
SPA:PE SCHEMES	263.76
R-APDRP FOR 2009-10	2.94
R-APDRP PART-A-SCADA/DMS	1.94
R-APDRP PART -B 2011-12	0.29
INDIRA JALA PRABHA -2011	(0.00)
SCHEDULED CASTE SUB PLAN	0.02
SC SUB PLAN-2015-16	0.01
JICA (HVDS) SCHEME-2014	0.01
SMARTGRID PROJECT-2014	(2.27)
IPDS SCHEME	48.51
RT_DAS SCHEME	2.66
DDUGJY SCHEME	29.50
ELEC_ST_HABITATIONS	5.24
CONTRIBUTED_CAPITAL	56.75
ROSC SCHEME	422.72
TS_WATER GRID PROJECT	0.64
T&D SCHEME	195.88
SAFETY MEASURES SCHEME	7.27
POWER WEEK	22.74
PATTANA PRAGATHI PROGRAM	28.47
T&D-9 HOURS AGL SUPPLY	0.11
T&D-24 HOURS AGL SUPPLY	0.37
CIVIL WORKS-T&D	11.64
GADA_SCHEME	0.10
SUBSTATIONS_BANK-2010	79.56
METERING SCHEME	25.99
SOLAR NET METERING SCHME	1.04